

# FLORIDA™

## MEN'S BASKETBALL

Release Date: Jan. 26, 2017



#25 Florida (15-5/6-2 SEC) vs. Oklahoma (8-11/2-6 Big 12)

Lloyd Noble Center (11,562) | Norman, Okla.

Game 21 | Jan. 28, 2017 | 2 p.m. ET



### COACHES

Mike White

36-20 | 2nd season at Florida  
137-60 | 6th season overall

Lon Kruger

119-68 | 6th season at Oklahoma  
598-372 | 31st season overall

### BROADCAST INFORMATION

TV | ESPN

Streaming | WatchESPN

Play-by-Play: Brent Musburger

Analyst: Dick Vitale

Reporter: Kaylee Hartung

Radio | Gator IMG Sports Network

Play-by-Play: Mick Hubert

Analyst: Bill Koss

### TICKET INFORMATION

soonersports.net

### SOCIAL MEDIA

Facebook, Twitter & Instagram: @GatorsMBK

### NOTABLE NUMBERS

19

Florida hit a school-record 19 3-pointers in its last outing at LSU on Wednesday. During one stretch, the Gators hit 10 consecutive 3-point attempts.

5

Eric Hester's five 3-pointers without a miss were the most since Walter Hodge (5, 12/20/06 vs. Stetson), the most by a freshman since Matt Walsh (7, 12/28/02 vs. Bethune-Cookman) and the most in a regular season SEC game since Greg Stolt (5, 1/14/98 at Arkansas).

106

The Gators' 106 points at LSU were the team's most vs. an SEC opponent in 42 years, dating back to a double overtime win at Mississippi State on Feb. 3, 1975. It was the most in a regulation SEC game since Jan. 25, 1971, vs. Ole Miss. It was the most UF has ever scored in a regulation road SEC game.

- Florida squares off against Oklahoma and head coach Lon Kruger, who compiled a 104-80 record as the Gators' head coach from 1991-96 and led UF to its first Final Four in 1994.

- The Gators are 1-0 all-time against Oklahoma, as the Kruger-led Gators topped the Sooners in overtime, 76-72, at Oklahoma City on Dec. 30, 1995.

- Florida holds a 2-1 record in the SEC/Big 12 Challenge, with home wins vs. Kansas and West Virginia and a road loss at Kansas.

- The Gators enter Saturday's matchup off of the most prolific 3-point shooting night in school history, knocking down 19 3-pointers at LSU. The 106-71 decision marked UF's highest-scoring conference game in nearly 42 years.

- Florida's non-conference schedule is rated the #1 toughest in the nation, while the overall schedule rates fifth. Florida has three RPI top-50 wins and 10 top-100 wins.

- UF posted its seventh all-time 5-0 start to SEC play, as Mike White became the fourth coach in school history to post such a start.

- The Gators have forced at least 18 turnovers four times in SEC play, including 21 against Ole Miss, 19 vs. Tennessee and 18 each against Alabama and Georgia.

- No opponent this season has reached its season average in regulation against the Gator defense. Georgia is the only team to hit its scoring average, but needed overtime to do so.

- In wins against Alabama and Georgia, Florida posted a 92-22 advantage in bench scoring, including a 51-5 edge against Georgia that included Canyon Barry's 27-point output. Keith Stone recorded a team-high 14 at Alabama and a career-best 17 vs. Georgia.

- KeVaughn Allen was named SEC Player of the Week on Jan. 9, following Florida's wins vs. Tennessee and Ole Miss. Allen shot 4-for-4 from 3-point range in the second half vs. the Vols, leading UF with 23 points. Justin Leon chipped in a career-high 19 points vs. the Vols, as well.

- Florida won its SEC opener for the fifth straight season with an 81-72 decision at Arkansas, led by KeVaughn Allen's 21 points.

- The Gators came into league play off their first home game of the season, a 94-71 win vs. Little Rock in which they went 16-for-31 from 3-point range and had seven different players knock down a shot from long range.

- UF bounced back from its first loss of the season to defeat Miami after coming up short against 11th-ranked Gonzaga. The Gators posted a 31-17 advantage over the final 15 minutes to win the game, sparked by Keith Stone's 15 points and team-high eight rebounds off the bench.

- The Gators posted a hard-fought 81-76 win vs. Seton Hall, with KeVaughn Allen (21) and Canyon Barry (20) both topping 20 points.

- The Gators' depth has been on display all season as seven different players have led the team in scoring. UF boasts so many capable scorers that no player outright led the team in scoring in back-to-back games until Barry did so in the 17th and 18th games of the season.

### NOVEMBER

11	vs. FGCU (Jacksonville)	SECN +	W	80-59
13	vs. Mercer (Jacksonville)	ESPNU	W	76-54
17	vs. St. Bonaventure (Lakeland)	SECN +	W	73-66
21	vs. Belmont (Tampa)	SECN	W	78-61
24	vs. Seton Hall (Orlando)	ESPNU	W	81-76
25	vs. #11 Gonzaga (Orlando)	ESPNU	L	72-77
27	vs. Miami (Orlando)	ESPNU	W	65-56

### DECEMBER

1	at North Florida	ESPNU	W	91-60
6	vs. #5/4 Duke (New York)	ESPN	L	74-84
11	at Florida State	ESPNU	L	78-83
17	vs. Charlotte (Sunrise)	FS2/Sun	W	87-46
21	Little Rock	SECN	W	94-71
29	at Arkansas	SECN	W	81-72

### JANUARY

3	Ole Miss	ESPNU	W	70-63
7	Tennessee	ESPNU	W	83-70
10	at Alabama	ESPNU	W	80-67
14	Georgia	ESPNU	W/OT	80-76
18	at #24 South Carolina	SECN	L	53-57
21	Vanderbilt	CBS	L	66-68
25	at LSU	SECN	W	106-71
28	at Oklahoma (SEC/B12)	ESPN		2 p.m.

### FEBRUARY

2	Missouri	ESPNU		7 p.m.
4	Kentucky	ESPN		8:15 p.m.
7	at Georgia	ESPNU		7 p.m.
11	Texas A&M	ESPNU		12 p.m.
14	at Auburn	SECN		7 p.m.
18	at Mississippi State	ESPNU		2 p.m.
21	South Carolina	ESPN		7 p.m.
25	at Kentucky	CBS		2 p.m.

### MARCH

1	Arkansas	ESPNU		7 p.m.
4	at Vanderbilt	ESPNU		2 p.m.
8-12	SEC Tournament (Nashville)			

**FLORIDAGATORS.COM**

Contact: Denver Parler | denverp@gators.ufl.edu | 352-375-4683 ext. 6135

### FLORIDA PROBABLE STARTERS

#	Name	Pos.	Ht.	Wt.	Cl.	P/RPG
1	Devin Robinson	F	6-8	200	Jr.	11.9/5.6
23	Justin Leon	F	6-8	196	Sr.	6.8/3.3
15	John Egbunu	C	6-11	255	RJr.	7.7/6.7
0	Kasey Hill	G	6-1	175	Sr.	9.2/4.8a
5	KeVaughn Allen	G	6-2	183	So.	13.9/2.2

### OPPONENT PROBABLE STARTERS

#	Name	Pos.	Ht.	Wt.	Cl.	P/RPG
11	Kristian Doolittle	F	6-7	236	Fr.	8.9/6.3
12	Khadeem Lattin	F	6-9	212	Jr.	8.2/5.6
1	Rashard Odomes	G	6-6	212	So.	10.3/3.9
10	Jordan Woodard	G	6-0	187	Sr.	17.3/5.3
20	Kameron McGusty	G	6-5	191	Fr.	9.4/1.7

0

**KASEY  
HILL**Guard  
Senior  
Umatilla, Fla.  
6-1 | 175

Stuffed the box score vs. Duke with 13 points, seven rebounds and six assists...Posted his first career double-double with 11 points and 11 assists vs. Little Rock...Became the first Gator since Nick Calathes to post 5+ points, rebounds, assists and steals in a game with 8 points, 5 rebounds, 5 assists and a career-best six steals vs. Ole Miss.

Year	GP	GS	Min	Avg	FG	FGA	Pct	3FG	3A	Pct	FT	FTA	Pct	OR	DR	Tot	Avg	PF	FO	Ast	TO	Blk	Stl	Pts	Avg
2016-17	20	20	580	29.0	67	159	.421	4	22	.182	45	70	.643	10	44	54	2.7	42	2	95	60	3	39	183	9.2
TOTAL	121	77	3141	26.0	331	836	.396	36	150	.240	223	383	.582	44	236	280	2.3	262	7	464	254	27	161	921	7.6

1

**DEVIN  
ROBINSON**Forward  
Junior  
Chesterfield, Va.  
6-8 | 200

Had a career-high scoring night at LSU with 24 points, including 5-for-8 from 3-point range...Grabbed a season-high 10 rebounds at South Carolina...Poured in 21 points in UF's first game at Exactech Arena...Posted three double-doubles during his sophomore season.

Year	GP	GS	Min	Avg	FG	FGA	Pct	3FG	3A	Pct	FT	FTA	Pct	OR	DR	Tot	Avg	PF	FO	Ast	TO	Blk	Stl	Pts	Avg
2016-17	20	20	504	25.2	84	165	.509	19	54	.352	51	65	.785	35	76	111	5.6	46	3	14	21	14	20	238	11.9
TOTAL	89	55	1964	22.1	276	608	.454	76	242	.314	145	198	.732	123	281	404	4.5	190	8	54	81	48	55	773	8.7

2

**ERIC  
HESTER**Guard  
Freshman  
Clearwater, Fla.  
6-3 | 167

Broke out for 16 points at LSU, including 5-for-5 from 3-point range becoming the first Gator to go 5-for-5 or better in a regular season SEC games since Greg Stolt (1/14/98 at Arkansas)...His 16 points at LSU eclipsed his prior career total entering the game (14)...The first high school recruit to commit to the Gators under head coach Mike White...Has a 6-foot-10 wingspan and the motor to be an elite defender.

Year	GP	GS	Min	Avg	FG	FGA	Pct	3FG	3A	Pct	FT	FTA	Pct	OR	DR	Tot	Avg	PF	FO	Ast	TO	Blk	Stl	Pts	Avg
2016-17	11	0	67	6.1	10	15	.667	8	13	.615	2	4	.500	0	5	5	0.5	10	0	6	2	0	5	30	2.7

5

**KEVAUGHN  
ALLEN**Guard  
Sophomore  
Little Rock, Ark.  
6-2 | 183

Named SEC Player of the Week on Jan. 9 after scoring 14 vs. Ole Miss and 23 vs. Tennessee in a pair of wins...Rung up 13 points in the first six minutes vs. Little Rock, finishing with 19 in the first game at Exactech Arena...Poured in a season-best 29 points against Vanderbilt.

Year	GP	GS	Min	Avg	FG	FGA	Pct	3FG	3A	Pct	FT	FTA	Pct	OR	DR	Tot	Avg	PF	FO	Ast	TO	Blk	Stl	Pts	Avg
2016-17	20	20	557	27.9	98	215	.456	43	109	.394	38	45	.844	7	37	44	2.2	33	0	25	29	5	24	277	13.9
TOTAL	56	54	1535	27.4	232	551	.421	94	271	.347	137	162	.846	25	116	141	2.5	89	0	82	64	10	65	695	12.4

11

**CHRIS  
CHIOZZA**Guard  
Junior  
Memphis, Tenn.  
6-0 | 176

The Gators' assists and assist-to-turnover ratio leader last season and again so far this season...Has served as the Gators' top backcourt reserve...An attacking point guard with the ability to distribute or score himself.

Year	GP	GS	Min	Avg	FG	FGA	Pct	3FG	3A	Pct	FT	FTA	Pct	OR	DR	Tot	Avg	PF	FO	Ast	TO	Blk	Stl	Pts	Avg
2016-17	20	0	390	19.5	31	91	.341	13	50	.260	30	39	.769	8	40	48	2.4	42	1	69	26	0	28	105	5.3
TOTAL	89	33	1999	22.5	161	454	.355	75	243	.309	98	142	.690	31	193	224	2.5	178	4	297	132	3	106	495	5.6

12

**GORJOK  
GAK**Forward/Center  
Freshman  
Sydney, Australia  
6-11 | 231

Runs the floor extremely well, and his 7-foot-4 wingspan enables him to play well above the rim...Good ball handler for his size, and possesses a soft touch around the basket.

Year	GP	GS	Min	Avg	FG	FGA	Pct	3FG	3A	Pct	FT	FTA	Pct	OR	DR	Tot	Avg	PF	FO	Ast	TO	Blk	Stl	Pts	Avg
2016-17	8	0	34	4.3	3	5	.600	0	0	.000	1	4	.250	2	8	10	1.3	9	0	0	4	0	1	7	0.9

13

**KEVARRIUS  
HAYES**Forward/Center  
Sophomore  
Live Oak, Fla.  
6-9 | 218

Had a solid 12-point, 8-rebound night in the Exactech Arena opener vs. Little Rock...Posted 5 blocked shots in the season opener vs. FGCU (11/11)...Has shown improved strength and is a solid post defender off the bench...Brings maximum effort to the court every day...A long and athletic shot-blocker and rebounder who moves extremely well.

Year	GP	GS	Min	Avg	FG	FGA	Pct	3FG	3A	Pct	FT	FTA	Pct	OR	DR	Tot	Avg	PF	FO	Ast	TO	Blk	Stl	Pts	Avg
2016-17	20	7	305	15.3	37	61	.607	0	0	.000	37	55	.673	33	39	72	3.6	37	0	2	8	27	10	111	5.6
TOTAL	55	13	708	12.9	72	111	.649	0	0	.000	65	114	.570	78	86	164	3.0	101	0	9	25	47	21	209	3.8

15

**JOHN  
EGBUNU**Center  
Junior (R)  
Bauchi, Nigeria  
6-11 | 255

Showing improved shot-blocking instincts and increased persistence on the glass this season...Scored a career-high 27 points (including nine dunks) 3/1/16 vs. Kentucky...One of the team's best communicators on defense.

Year	GP	GS	Min	Avg	FG	FGA	Pct	3FG	3A	Pct	FT	FTA	Pct	OR	DR	Tot	Avg	PF	FO	Ast	TO	Blk	Stl	Pts	Avg
2016-17	18	13	418	23.2	49	103	.476	1	1	1.000	40	77	.519	48	72	120	6.7	47	1	6	32	29	6	139	7.7
TOTAL	52	43	1275	24.5	198	355	.558	1	1	1.000	132	250	.528	140	200	340	6.5	157	7	18	91	77	21	529	10.2
All*	84	74	2068	24.6	287	506	.567	1	2	.500	192	360	.533	220	318	538	6.4	249	8	30	146	120	31	767	9.1

23

**JUSTIN  
LEON**Forward  
Senior  
Conway, Ark.  
6-8 | 206

Scored a career-best 19 points in Florida's win vs. Tennessee...High-motor player who earned his way into the starting lineup on a semi-regular basis in his first season with the Gators and has been a full-time starter this season...A solid spot-up 3-point shooter who can drive the ball, as well.

Year	GP	GS	Min	Avg	FG	FGA	Pct	3FG	3A	Pct	FT	FTA	Pct	OR	DR	Tot	Avg	PF	FO	Ast	TO	Blk	Stl	Pts	Avg
2016-17	20	20	411	20.6	45	102	.441	25	59	.424	20	25	.800	24	41	65	3.3	45	0	8	12	5	8	135	6.8
TOTAL	54	31	918	17.0	117	248	.472	50	126	.397	32	51	.627	70	102	172	3.2	97	0	19	33	10	18	316	5.9

24

**CANYON  
BARRY**Guard  
Grad / Senior (R)  
Colorado Springs, Colo.  
6-6 | 215

Went for a season-high 27 points in the OT win vs. Georgia after hitting his first 5 3-point attempts...Posted 20-point games vs. Seton Hall and Ole Miss...Scored 8 of his team-high 17 points vs. Belmont as part of a second-half 16-0 Florida run...Posted 15 points in 14 minutes vs. Little Rock...Grad transfer to UF, studying nuclear engineering.

Year	GP	GS	Min	Avg	FG	FGA	Pct	3FG	3A	Pct	FT	FTA	Pct	OR	DR	Tot	Avg	PF	FO	Ast	TO	Blk	Stl	Pts	Avg
2016-17	19	0	423	22.3	74	175	.423	23	74	.311	65	75	.867	19	43	62	3.3	22	0	14	20	7	12	236	12.4
All*	89	58	2558	28.7	375	979	.383	141	417	.338	238	301	.791	69	262	331	3.7	148	2	117	169	36	71	1129	12.7

25

**KEITH  
STONE**Forward  
Freshman (R)  
Deerfield Beach, Fla.  
6-8 | 240

Scored a career-best 17 points against Georgia, going 5-for-6 from the floor and 3-for-4 from 2...Broke out for 15 points and 8 rebounds in the Gators' win vs. Miami...Led the Gators with 14 points in the win at Alabama, including 3-for-3 from 3-point range...Spent last season working tirelessly in the weight room, shedding about 15 pounds before putting it back on as muscle.

Year	GP	GS	Min	Avg	FG	FGA	Pct	3FG	3A	Pct	FT	FTA	Pct	OR	DR	Tot	Avg	PF	FO	Ast	TO	Blk	Stl	Pts	Avg
2016-17	20	0	276	13.8	30	69	.435	12	32	.375	19	29	.655	18	24	42	2.1	28	0	12	12	6	9	91	4.6

NOTE: All\* line includes stats at previous school. TOTAL line is UF only.

STARTING LINEUPS						STAT LEADERS				
	1	2	3	4	5	Points	Rebounds	Assists	Steals	Blocks
vs. FGCU	Hill	Allen	Robinson	Leon	Egbunu	14-Robinson	8-Egbunu	4-Hill	3-Chiozza/Robinson	5-Hayes
vs. Mercer	Hill	Allen	Robinson	Leon	Egbunu	17-Leon	9-Robinson	5-Allen	2-Allen/Robinson	2-Allen/Egbunu
vs. St. Bonaventure	Hill	Allen	Robinson	Leon	Egbunu	16-Allen/Barry	10-Egbunu	4-Hill	2-Allen/Chiozza	3-Hayes
vs. Belmont	Hill	Allen	Robinson	Leon	Egbunu	17-Barry	8-Egbunu	5-Hill	3-Chiozza/Hill	2-Hayes
vs. Seton Hall	Hill	Allen	Robinson	Leon	Egbunu	21-Allen	10-Egbunu	2-Barry/Chiozza/Hill	1-Four tied	4-Egbunu
vs. Gonzaga	Hill	Allen	Robinson	Leon	Egbunu	18-Robinson	7-Egbunu	7-Hill	2-Barry/Hill	4-Egbunu
vs. Miami	Hill	Allen	Robinson	Leon	Egbunu	16-Hill	8-Stone	5-Chiozza	2-Barry/Hill/Robinson	4-Egbunu
at North Florida	Hill	Allen	Robinson	Leon	Egbunu	16-Chiozza	6-Robinson	9-Chiozza	3-Allen/Chiozza	3-Egbunu
vs. Duke	Hill	Allen	Robinson	Leon	Egbunu	21-Allen	12-Egbunu	6-Hill	2-Barry/Robinson	3-Egbunu
at Florida State	Hill	Allen	Robinson	Leon	Egbunu	21-Hill	7-Hayes	4-Chiozza	2-Hill	1-Barry/Egbunu
vs. Charlotte	Hill	Allen	Robinson	Leon	Hayes	16-Barry	9-Robinson	5-Hill	5-Chiozza	2-Rimmer/Stone
Little Rock	Hill	Allen	Robinson	Leon	Hayes	21-Robinson	8-Hayes	11-Hill	3-Hill	1-Barry/Hayes/Leon
at Arkansas	Hill	Allen	Robinson	Leon	Hayes	21-Allen	11-Egbunu	6-Hill	1-Six tied	3-Robinson
Ole Miss	Hill	Allen	Robinson	Leon	Hayes	20-Barry	5-Four tied	5-Hill	6-Hill	1-Hayes
Tennessee	Hill	Allen	Robinson	Leon	Hayes	23-Allen	6-Leon	7-Hill	4-Allen	2-Hayes
at Alabama	Hill	Allen	Robinson	Leon	Hayes	14-Stone	6-Robinson	4-Hill	5-Hill	2-Hayes
Georgia	Hill	Allen	Robinson	Leon	Hayes	27-Barry	11-Egbunu	4-Chiozza/Hill	3-Chiozza/Stone	2-Egbunu
at South Carolina	Hill	Allen	Robinson	Leon	Egbunu	13-Barry	10-Robinson	4-Chiozza	4-Hill	2-Egbunu
Vanderbilt	Hill	Allen	Robinson	Leon	Egbunu	29-Allen	6-Egbunu/Leon/Robinson	7-Hill	2-Hill/Robinson	2-Leon
at LSU	Hill	Allen	Robinson	Leon	Egbunu	24-Robinson	8-Robinson	10-Chiozza	2-Hester	3-Hayes
at Oklahoma										
Missouri										
Kentucky										
at Georgia										
Texas A&M										
at Auburn										
at Mississippi State										
South Carolina										
at Kentucky										
Arkansas										
at Vanderbilt										
MISC. SCORING						NOTABLE				
UF/Opp.	Paint	Off T/O	2nd Ch.	Fastbreak	Bench					
vs. FGCU	46/26	24/7	16/13	14/4	28/22	UF overcame a 5-point deficit with a 15-0 second-half run and allowed just 9 points in the final 16 minutes.				
vs. Mercer	22/18	22/6	24/12	4/2	22/20	Florida allowed just 14 first-half points, the fewest in a half under White... All 12 players appeared and scored.				
vs. St. Bonaventure	28/26	22/23	12/17	8/8	25/7	The Gators' 15-point lead was erased before a 7-0 run, including 2 run-out dunks, in the final minute.				
vs. Belmont	30/26	20/13	13/4	4/0	36/17	Florida opened the game on a 15-0 run & added a 16-0 run in the second half...UF forced 21 turnovers.				
vs. Seton Hall	24/34	16/23	12/15	4/6	34/21	The Gators used a 10-0 run to go from 47-42 down to 52-47 ahead with 11:30 to play...3 Gators fouled out.				
vs. Gonzaga	26/36	13/3	18/9	2/4	14/19	Robinson scored UF's first 9 points...Gonzaga's 10-0 run put the Bulldogs up 63-57 at the 6:51 mark.				
vs. Miami	36/26	21/9	8/13	6/2	19/10	Stone broke out with 15 points off the bench...Gators weathered a 7-minute FG drought to start the 2nd half.				
at North Florida	38/18	38/19	13/5	2/0	51/16	UF posted a .585 FG%, its best under White, and forced 20 turnovers...Dallas Moore led UNF with 31 points.				
vs. Duke	40/36	12/17	9/14	10/8	13/22	Florida turned the ball over 10 times in the first half as Duke built a 10-point lead...Luke Kennard scored 29.				
at Florida State	42/34	25/12	11/10	15/10	18/19	UF sliced a 13-point deficit to 3 in the final 2 minutes, but fell short...Barry scored his 1,000th career point.				
vs. Charlotte	38/14	21/13	14/2	10/0	45/23	Florida allowed 14 FG on .275 FG% & forced 20 turnovers...Robinson, Barry combined for 31 points on 12 FGA.				
Little Rock	26/32	16/11	14/10	2/0	31/34	The Gators' debut at Exactech Arena...Allen had 13 points in the first 6 minutes, including 3 3-pointers.				
at Arkansas	34/34	16/19	18/12	10/7	17/20	Allen hit 5 3-pointers in his first career game in his home state...Robinson hit all 6 2-point attempts (17 pts).				
Ole Miss	24/32	18/17	16/6	13/6	28/15	Hill posted 5+ P/R/A/S, the 1st Gator since Calathes in 2008 to do so...UF led by as many as 20 in the 2nd half.				
Tennessee	32/28	25/15	11/8	6/14	27/31	UF had just 2 turnovers in the 2nd half...Allen shot 4/4 from 3 in the 2nd half...7 Vols had multiple turnovers.				
at Alabama	28/30	27/10	10/14	4/2	41/17	UF took a 34-16 lead, then suffered a 37-13 Alabama run to fall behind, 53-47, before ending on a 33-14 run.				
Georgia	24/36	22/11	6/10	2/12	51/5	The Gators trailed 35 of 45 minutes...UF's first win of the season when trailing at the 5:00 2nd half mark.				
at South Carolina	38/20	11/13	7/8	10/4	26/11	UF was held without a 3-pointer for the first time in 850 games, going 0-17...UF held SC to a .294 FG%.				
Vanderbilt	28/20	17/10	9/13	4/4	8/10	Florida fell in a quick 8-0 hole, but bounced back for a 32-27 halftime lead...Vandy had a 12-0 2nd half run.				
at LSU	30/40	10/15	12/8	4/2	39/26	The Gators made a school-record 19 3-pointers and hit 10 consecutive 3-point attempts in one stretch.				
at Oklahoma										
Missouri										
Kentucky										
at Georgia										
Texas A&M										
at Auburn										
at Mississippi State										
South Carolina										
at Kentucky										
Arkansas										
at Vanderbilt										
Total	634/566	396/266	253/205	134/95	573/365					
Average per game	31.7/28.3	19.8/13.3	12.7/10.3	6.7/4.8	28.7/18.3					

# MATCHUP

## SERIES HISTORY

- Florida won the only prior meeting in Oklahoma City, 76-72 in overtime.
- The Gators are 2-0 vs. Big 12 teams under head coach Mike White and 2-1 in the SEC/Big 12 Challenge.

## LAST MEETING

- Florida overcame a 14-point deficit with 14:51 to play to post a 76-72 overtime victory against OU in the championship game of the All-College Tournament in Oklahoma City.
- Eddie Shannon scored 17 of his 20 points in the second half, including a 3-pointer with seven seconds left in regulation to force overtime.
- As a team, the Gators shot 70 percent (21-for-30) in the second half.
- LeRon Williams added a double-double for UF with 17 points and 12 rebounds.

## ABOUT THE OPPONENT

- A Final Four team last season, Oklahoma is led in scoring by Jordan Woodard (17.3) and Rashard Odomes (10.3).
- Kristian Doolittle leads the Sooners with 6.3 rebounds per game, while Woodard has a team-best 55 assists and Khaddem Lattin has blocked 40 shots.
- Woodard (.393; 33-for-84) and Christian James (.415; 27-for-65) are the top 3-point threats.

## OPPONENT'S LAST 5 GAMES

Jan. 10	Kansas	L	70-81
Jan. 14	Texas Tech	W	84-75
Jan. 18	at West Virginia	W/OT	89-87
Jan. 21	Iowa State	L	87-92
Jan. 23	at Texas	L	83-84

## OPPONENT'S NEXT 5 GAMES

Jan. 30	Oklahoma State
Feb. 4	at Texas Tech
Feb. 8	West Virginia
Feb. 11	at Iowa State
Feb. 14	Texas

## UF ALL-TIME VS. OKLAHOMA

Dec. 30, 1995	N	W/OT	76-72
---------------	---	------	-------

## UF vs. BIG 12 UNDER WHITE (2-0)

Dec. 19, 2015	vs. Oklahoma State	W	72-70
Jan. 30, 2016	West Virginia	W	88-71

## UF IN SEC/BIG 12 CHALLENGE (2-1)

Dec. 10, 2013	Kansas	W	67-61
Dec. 5, 2014	at Kansas	L	65-71
Jan. 30, 2016	West Virginia	W	88-71

Category	UF	SEC Rank	Opp.
Scoring Offense	78.4	4	77.1
Scoring Defense	66.8	3	75.4
Scoring Margin	+11.6	2	+1.7
Field Goal Pct.	.456	6	.438
Field Goal Pct. Def.	.428	10	.430
3-Pt. FG Pct.	.357	5	.378
3-Pt. FG Pct. Def.	.324	4	.355
3-Pt. FG Made	7.4	5	6.9
3-Pt. FG Allowed	5.8	2	8.5
Free Throw Pct.	.711	6	.718
Free Throws Made	17.6	6	16.1
Rebounds	35.3	12	38.3
Opp. Rebounds	34.5	6	37.2
Offensive Rebounds	11.9	10	11.8
Defensive Rebounds	23.5	14	26.5
Rebounding Margin	+0.8	10	+1.2
Assists	12.6	11	12.2
Turnovers	11.7	2	14.7
Opp. Turnovers	16.2	t2	14.8
Turnover Margin	+4.5	1 (34)	+0.1
Assist/TO Ratio	1.1	5	0.8
Steals	8.2	2	7.5
Blocked Shots	5.0	5	4.7
National rank in parentheses for SEC-leading stats.			

## NUMERICAL ROSTER

0	Kasey Hill	G	6-1	175	Sr.	3L	Umatilla, Fla./Montverde Academy
1	Devin Robinson	F	6-8	200	Jr.	2L	Chesterfield, Va./Christchurch School
2	Eric Hester	G	6-3	167	Fr.	HS	Clearwater, Fla./Oldsmar Christian
3	Jalen Hudson	G	6-6	190	Jr.	TR	Richmond, Va./Virginia Tech
5	KeVaughn Allen	G	6-2	183	So.	1L	Little Rock, Ark./North Little Rock
11	Chris Chiozza	G	6-0	176	Jr.	2L	Memphis, Tenn./White Station
12	Gorjok Gak	F/C	6-11	231	Fr.	HS	Sydney, Australia/Victory Rock Prep
13	Kevarrius Hayes	F/C	6-9	218	So.	1L	Live Oak, Fla./Suwanee
15	John Egbunu	C	6-11	255	Jr.-R	1L	Bauchi, Nigeria/USF
21	Dontay Bassett	F	6-9	222	Fr.	HS	Oakland, Calif./Oldsmar Christian
23	Justin Leon	F	6-8	206	Sr.	1L	Conway, Ark./Shawnee (III.) CC
24	Canyon Barry	G	6-6	215	Gr.	TR	Colorado Springs, Colo./College of Charleston
25	Keith Stone	F	6-8	240	Fr.-R	SQ	Deerfield Beach, Fla./Zion Lutheran
32	Schuyler Rimmer	C	6-10	249	Sr.	1L	Orlando, Fla./Stanford

## ALPHABETICAL ROSTER

5	KeVaughn Allen	G	6-2	183	So.	1L	Little Rock, Ark./North Little Rock
24	Canyon Barry	G	6-6	215	Gr.	TR	Colorado Springs, Colo./College of Charleston
21	Dontay Bassett	F	6-9	222	Fr.	HS	Oakland, Calif./Oldsmar Christian
11	Chris Chiozza	G	6-0	176	Jr.	2L	Memphis, Tenn./White Station
15	John Egbunu	C	6-11	255	Jr.-R	1L	Bauchi, Nigeria/USF
12	Gorjok Gak	F/C	6-11	231	Fr.	HS	Sydney, Australia/Victory Rock Prep
13	Kevarrius Hayes	F/C	6-9	218	So.	1L	Live Oak, Fla./Suwanee
2	Eric Hester	G	6-3	167	Fr.	HS	Clearwater, Fla./Oldsmar Christian
0	Kasey Hill	G	6-1	175	Sr.	3L	Umatilla, Fla./Montverde Academy
3	Jalen Hudson	G	6-6	190	Jr.	TR	Richmond, Va./Virginia Tech
23	Justin Leon	F	6-8	206	Sr.	1L	Conway, Ark./Shawnee (III.) CC
32	Schuyler Rimmer	C	6-10	249	Sr.	1L	Orlando, Fla./Stanford
1	Devin Robinson	F	6-8	200	Jr.	2L	Chesterfield, Va./Christchurch School
25	Keith Stone	F	6-8	240	Fr.-R	SQ	Deerfield Beach, Fla./Zion Lutheran

**Head Coach:** Mike White (Ole Miss '00)

**Assistant Coaches:** Dusty May (Indiana '00), Jordan Mincy (Kent State '09), Darris Nichols (West Virginia '08)

**Head Athletic Trainer:** Dave Werner

**Strength & Conditioning Coordinator:** Preston Greene

**Director of Basketball Operations:** Kyle Church

**Video Coordinator:** Jonathan Blake

**Academic Counselor:** Tom Williams

*Note: Coach White has no personal preference between Mike or Michael. We use Mike in our materials simply for consistency's sake, and either form is perfectly acceptable in broadcast or print.*

## PRONUNCIATION GUIDE

KeVaughn Allen	KAY-vawn
Dontay Bassett	DAH-n-tay BASS-ett
Chris Chiozza	chee-OH-zah
John Egbunu	egg-BOO-noo
Gorjok Gak	GORE-zhahk GACK
Kevarrius Hayes	KEE-vahr-ee-us
Justin Leon	LEE-on
Schuyler Rimmer	SKY-ler
Devin Robinson	DEV-in

CHARTING THE GATORS

ALL-TIME AT FLORIDA

Assists			
1.	Erving Walker	2008-12	547
2.	Ronnie Montgomery	1984-88	503
3.	Eddie Shannon	1995-99	493
4.	Kasey Hill	2013-present	464
5.	Nick Calathes	2007-09	452

Free Throw Percentage

Min. 140 attempts

1.	Anthony Roberson	2002-05	.864
2.	Taurean Green	2004-07	.856
3.	Michael Frazier II	2012-15	.854
4.	KeVaughn Allen	2015-present	.846
5.	Joe Hobbs	1955-59	.843

Dunks

1.	Dwayne Davis	1987-91	168
2.	Eugene McDowell	1981-85	162
3.	David Lee	2001-05	155
4.	Alex Tyus	2007-11	146
5.	Patric Young	2010-14	142
6.	Joakim Noah	2004-07	130
7.	Andrew DeClercq	1991-95	102
8.	Udonis Haslem	1998-2002	101
9.	Al Horford	2004-07	100
10.	John Egbunu	2015-present	98

Steals

1.	Eddie Shannon	1995-99	204
2.	Brett Nelson	1999-2003	198
	Dan Cross	1991-95	198
4.	Dwayne Davis	1987-91	178
5.	Corey Brewer	2004-07	176
6.	Scottie Wilbekin	2010-14	167
7.	Andrew Moten	1983-87	165
8.	Justin Hamilton	1999-2003	164
9.	Kenyan Weaks	1996-2000	163
10.	Kasey Hill	2013-present	161

1,000-POINT CLUB WATCH

Player	Has	Needs
Kasey Hill	921	79

UF SINCE 1996-97

Games with 8/1 or better Assist/Turnover Ratio (career)

1.	Chris Chiozza	2014-present	6
2.	Eddie Shannon	1995-99	5
3.	Kasey Hill	2013-present	3
	Nick Calathes	2007-09	3
5.	Taurean Green	2004-07	2
	Justin Hamilton	1999-2003	2

- SIGNEES
- Florida has a top-10 recruiting class for 2017, according to ESPN. The Gators will also add the services of Virginia Tech transfer Jalen Hudson, who is sitting out this season.
  - DeAundrae Ballard:** Guard, Southwest Atlanta Christian Academy, Atlanta, Ga.; The 6-foot-6 Ballard is rated a four-star prospect by ESPN and 247Sports and is a member of the ESPN 100 (64th).
  - Chase Johnson:** Forward, Huntington Prep, Ripley, W.V.; The 6-foot-8 Johnson rates a four-star recruit via ESPN and is a member of the ESPN 100 (98th).
  - Isaiah Stokes:** Forward/Center, IMG Academy, Memphis, Tenn.; Ranked 59th in the ESPN 100 and a four-star prospect, the 6-foot-8 Stokes is the brother of two-time All-SEC performer Jarnell Stokes.

2016-17 INDIVIDUAL HONORS

KeVaughn Allen

Preseason All-SEC (2nd team media & coaches)

AdvoCare Invitational All-Tournament Team

SEC Player of the Week (Jan. 9)

John Egbunu

Preseason All-SEC (2nd team coaches)

ODDS & ENDS

INDIVIDUAL SEC RANKINGS

Category	Player	Stat	Rank
Scoring	Allen	13.9	17
Rebounds	Egbunu	6.7	8
FG Pct.	Hayes	.607	*
3-Pt. FG Pct.	Allen	.394	5
3-Pt. FG Made	Allen	2.2	t5
FT Pct.	Barry	.867	6
Assists	Hill	4.8	4
Steals	Hill	2.0	3
Blocked Shots	Egbunu	1.6	10
A/T/O Ratio	Chiozza	2.7	3
Minutes	Hill	29.0	18

\*not qualified for rankings; -outside SEC rankings

- GATORS' LAST GAME
- Florida posted a 106-71 win at LSU while setting a school record with 19 3-pointers made.
  - The Gators had their largest offensive output in an SEC game since scoring 107 at Mississippi State in a double overtime game on Feb. 3, 1975. It also marked the most points UF has ever scored in a regulation road SEC game.
  - Devin Robinson led the way with 24 points, while Eric Hester came off the bench to score 16 points, including 5-for-5 shooting from the 3-point line.
  - Justin Leon (15), Kevarrus Hayes (12), KeVaughn Allen (11) and John Egbunu (11) all chipped in double figures, as well.
  - Chris Chiozza set a career high with 10 assists and added nine points.
  - Five players hit three or more 3-pointers in the game.

NON-CONFERENCE SCHEDULE

- The Gators have the nation's #1-toughest non-conference schedule according to the NCAA RPI and the toughest of any major conference team according to KenPom.com.
- Below is a look at the toughest schedules, nationally and in the SEC according to those metrics. (Note: Including just the major conference teams' KenPom ratings.)

KenPom	NC-SOS (Major Conf.)	NC-SOS (All)
Florida	1	20
Nebraska	2	21
Tennessee	3	24
Butler	4	32
Vanderbilt	5	34

RPI	NC-SOS	Overall SOS
Florida	1	5
Vanderbilt	2	2
Houston Baptist	3	112
Nebraska	4	3
South Carolina State	5	163

- GATORS' RECORD-BREAKING NIGHT AT LSU
- School-record 19 3-pointers, including a streak of 10 consecutive made 3-point attempts
  - Most points ever on the road in a regulation SEC game and most in an SEC game since 107 at Mississippi State (20T), 2/3/75.
  - Most first-half points (58) vs. any SEC opponent in research dating back to 1996-97 – highest total under Billy Donovan was 56 at Vanderbilt, 1/25/09
  - Eric Hester's five 3-pointers without a miss were the most since Walter Hodge (5, 12/20/06 vs. Stetson), the most by a freshman since Matt Walsh (7, 12/28/02 vs. Bethune-Cookman) and the most in a regular season SEC game since Greg Stolt (5, 1/14/98 at Arkansas). It was the first by a freshman in an SEC game in research back to 1996-97.

STANDINGS & RESULTS

2016-17 SEC STANDINGS

	SEC	Overall
Kentucky	7-1 .875	17-3 .850
South Carolina	6-1 .857	16-4 .800
FLORIDA	6-2 .750	15-5 .750
Alabama	5-2 .714	12-7 .632
Arkansas	5-3 .625	16-4 .800
Mississippi State	4-3 .571	13-6 .684
Georgia	4-4 .500	12-8 .600
Tennessee	4-4 .500	11-9 .550
Auburn	3-5 .375	13-7 .650
Ole Miss	3-5 .375	12-8 .600
Texas A&M	3-5 .375	11-8 .579
Vanderbilt	3-5 .375	9-11 .450
LSU	1-7 .125	9-10 .474
Missouri	0-7 .000	5-14 .263

AP TOP 25	COACHES TOP 25
1. Villanova (35)	1. Kansas (18)
2. Kansas (28)	2. Villanova (11)
3. *Gonzaga (2)	3. *Gonzaga (3)
4. *Kentucky	4. *Kentucky
5. Baylor	5. Baylor
6. *Florida State	6. North Carolina
7. Arizona	7. UCLA
8. UCLA (3)	8. *Florida State
9. North Carolina	9. Arizona
10. Oregon	10. Oregon
11. Butler	11. Butler
12. Virginia	12. Notre Dame
13. Louisville	13. Virginia
14. Notre Dame	14. Louisville
15. Wisconsin	15. Wisconsin
16. Creighton	16. Creighton
17. *Duke	17. *Duke
18. West Virginia	18. West Virginia
19. Cincinnati	19. Cincinnati
20. Purdue	20. Purdue
21. Saint Mary's	21. Saint Mary's
22. Maryland	22. Xavier
23. *South Carolina	23. Maryland
24. Xavier	24. *South Carolina
25. FLORIDA	25. FLORIDA

\*2016-17 Florida Opponent

FLORIDA IN THE POLLS & RATINGS							
Date	AP	Coaches	RPI	KenPom	Sagarin	KPI	BPI
Preseason	RV	RV	*	17	*	*	*
Nov. 14	RV	RV	*	13	14	*	*
Nov. 21	RV	RV	*	14	17	*	*
Nov. 28	24	RV	*	11	13	*	*
Dec. 5	21	21	6	12	15	*	*
Dec. 12	RV	RV	5	15	18	*	*
Dec. 19	RV	RV	4	14	14	19	*
Dec. 26	25	RV	5	14	15	18	*
Jan. 2	24	24	2	13	14	7	*
Jan. 9	23	23	3	14	15	9	*
Jan. 16	19	21	3	13	14	8	*
Jan. 23	25	25	11	16	20	13	12

\*Initial rankings not yet released.



# HEAD COACH MIKE WHITE

## YEAR-BY-YEAR COACHING RECORD

Year	School	Overall		League		Postseason
2011-12	Louisiana Tech	18-16	.529	6-8	.429	
2012-13	Louisiana Tech	27-7	.794	16-2	.889	NIT 2nd Round (1-1)
2013-14	Louisiana Tech	29-8	.784	13-3	.813	NIT Quarterfinals (2-1)
2014-15	Louisiana Tech	27-9	.750	15-3	.833	NIT Quarterfinals (2-1)
2015-16	Florida	21-15	.583	9-9	.500	NIT Quarterfinals (2-1)
2016-17	Florida	15-5	.750	6-2	.750	
<b>Overall</b>	<b>5th Year</b>	<b>137-60</b>	<b>.695</b>	<b>65-27</b>	<b>.707</b>	<b>4 postseasons (7-4)</b>
<b>At UF</b>	<b>1st Year</b>	<b>36-20</b>	<b>.643</b>	<b>15-11</b>	<b>.577</b>	<b>1 postseason (2-1)</b>

## WHITE'S WIN-LOSS BREAKDOWN

	2016-17	Florida	Overall
<b>Overall</b>	<b>15-5</b>	<b>36-20</b>	<b>137-60</b>
Home	4-1	16-5	72-10
Away	4-2	10-11	44-40
Neutral	7-2	10-4	21-10
<b>vs. Conference</b>	<b>6-2</b>	<b>15-11</b>	<b>65-27</b>
vs. Conference Home	3-1	9-4	38-8
vs. Conference Away	3-1	6-7	27-19
<b>vs. Non-Conference (Reg. Season)</b>	<b>9-3</b>	<b>18-7</b>	<b>59-24</b>
vs. Non-Conference Home	1-0	7-1	32-2
vs. Non-Conference Away	1-1	2-3	12-17
vs. Non-Conference Neutral	7-2	9-3	15-5
<b>Postseason Play</b>	<b>0-0</b>	<b>3-2</b>	<b>13-9</b>
Conference Tournament	0-0	1-1	6-5
NCAA Tournament	0-0	0-0	0-0
NIT	0-0	2-1	7-4
vs. AP Top 25	0-3	1-10	1-11
vs. AP Top 15	0-2	1-4	1-5
vs. AP Top 10	0-1	1-2	1-3
vs. AP Top 5	0-1	0-2	0-2
vs. AP No. 1	0-0	0-1	0-1
<b>Overtime</b>	<b>1-0</b>	<b>1-1</b>	<b>4-4</b>
November	6-1	11-2	30-9
December	4-2	7-5	27-15
January	5-2	11-5	35-12
February	0-0	3-5	26-11
March	0-0	4-3	19-13
April	0-0	0-0	0-0
Sunday	2-1	3-2	9-5
Monday	1-0	2-0	9-2
Tuesday	2-1	8-7	16-9
Wednesday	2-1	4-3	13-9
Thursday	4-0	5-0	34-9
Friday	1-1	3-2	10-5
Saturday	3-1	11-6	46-21
Scoring 49 or fewer	0-0	0-0	0-1
Scoring 50-59	0-1	2-5	10-13
Scoring 60-69	1-1	3-6	20-25
Scoring 70-79	4-3	11-8	49-16
Scoring 80-89	7-0	14-0	38-4
Scoring 90-99	2-0	4-1	13-1
Scoring 100+	1-0	2-0	7-0
Allowing 49 or fewer	1-0	2-0	17-0
Allowing 50-59	3-1	7-2	32-2
Allowing 60-69	5-1	14-4	46-10
Allowing 70-79	6-1	12-5	36-26
Allowing 80-89	0-2	1-8	4-19
Allowing 90-99	0-0	0-1	2-3
Allowing 100+	0-0	0-0	0-0

The University of Florida hired Mike White as head men's basketball coach, on Thursday, May 7, 2015.

In his first season at the helm, White guided Florida to a 21-15 record, one of three active SEC coaches to post a 20-win season in their first year on the job. It also matched a Florida record for most wins by a first-year head coach.

Under White, the Gators returned to the postseason, advancing to the quarterfinals of the NIT before falling to eventual tournament winner George Washington.

The Gators enter the second year under White's leadership with a unique challenge in front of them, playing the first 11 games of the season away from home as the renovation of Exactech Arena at the Stephen C. O'Connell Center finishes. Florida has a total of just 10 home games this season and is scheduled to re-open the building following the \$64.5 million project on Dec. 21.

White, the 2014-15 Conference USA Coach of the Year, came to the Gators after leading Louisiana Tech to a 101-40 record (.716) over past four seasons, including three straight conference championships. Born in Dunedin, Fla., White brought a wealth of SEC experience to the Gators, as a four-year starter at Ole Miss and later an assistant coach for seven seasons under two different head coaches on the Rebels' bench.

## QUOTABLE GATORS

*Mike White on playing the team's first 11 games on the road:*

"Obviously, I haven't been part of anything like this before. ... You feel like it's been five years since we played in front of our people in Gainesville. You can spend time complaining, but it would be a waste of time. I would trade a brand new arena — and I know our fans would too — to go through what we've done the last few months."

*Keith Stone on his breakout performance against Miami:*

"I got confidence from my teammates telling me to shoot, and they gave me confidence. Even though I had a bad start they kept telling me 'keep going, you're doing well,' and we just came together as a family."

*Devin Robinson on the team's mentality:*

"Defense translates to our offense. That's what we try to hang our hats on."

*Kasey Hill on getting everyone involved:*

"Every day, Coach preaches that we need to get everybody else involved. We have a lot of great shooters, and I don't need to go out and hunt for shots. I think me going out and facilitating is better for the team, and the team will win more games if I do that instead of trying to go get mine."

*Justin Leon on the defense:*

"When we're able to click and play hard, I think we're a hard team to score on. We're doing a lot of defensive stuff every day, and it's good to see it transition to the game."

*Canyon Barry on the closeness of the team:*

"Whenever you play basketball, you want to have an impact on the game in some way. I'm blessed to be able to play with these great guys, and I feel like we're a family."



# THE LAST TIME...

## INDIVIDUAL PERFORMANCES

**20 Points:** 24, Devin Robinson, at LSU, 1/25/17

**25 Points:** 29, KeVaughn Allen, vs. Vanderbilt, 1/21/17

**30 Points:** 32, KeVaughn Allen, vs. Florida State, 12/29/15

**35 Points:** 37, Michael Frazier II, at South Carolina, 3/4/14

**40 Points:** 40, Eugene McDowell, vs. Biscayne, 12/21/82

**50 Points:** 54, Tony Miller, vs. Chicago State, 2/29/72

**10 Rebounds:** 10, Devin Robinson, at South Carolina, 1/18/17

**12 Rebounds:** 12, John Egbunu, vs. Duke (at New York), 12/6/16

**15 Rebounds:** 15, Dorian Finney-Smith, at Arkansas, 1/11/14

**20 Rebounds:** 20, Andrew DeClercq, vs. Kentucky, 1/18/94

**25 Rebounds:** 25, Neal Walk, vs. Georgia, 3/1/69

**30 Rebounds:** 31, Neal Walk, vs. Alabama, 1/27/68

**10 Assists:** 10, Chris Chiozza, at LSU, 1/25/17

**12 Assists:** 13, Nick Calathes, at Georgia, 2/14/09

**15 Assists:** 17, Jason Williams, vs. Duquesne, 12/3/97

**Made 8 Field Goals:** 9-for-15, Devin Robinson, at LSU, 1/25/17

**Made 10 Field Goals:** 10-for-19, KeVaughn Allen, vs. Vanderbilt, 1/21/17

**Made 12 Field Goals:** 12-for-15, John Egbunu, vs. Kentucky, 3/1/16

**Attempted 15 Field Goals:** 9-for-15, Devin Robinson, at LSU, 1/25/17

**Attempted 20 Field Goals:** 12-for-21, Michael Frazier II, at South Carolina, 3/4/14

**Attempted 25 Field Goals:** 9-for-26, Anthony Roberson, vs. Tennessee, 1/19/05

**Made 5 3-Pointers:** Devin Robinson (5-for-8) and Eric Hester (5-for-5), at LSU, 1/25/17

**Made 6 3-Pointers:** 6-for-7, KeVaughn Allen, at Ole Miss, 1/16/16

**Made 7+ 3-Pointers:** 11-for-18, Michael Frazier II, at South Carolina, 3/4/14

**Shot 100% from 3 with 5+ makes:** 5-for-5, Eric Hester, at LSU, 1/25/17

**Attempted 10 3-Pointers:** 5-for-13, KeVaughn Allen, vs. Vanderbilt, 1/21/17

**Attempted 12 3-Pointers:** 5-for-13, KeVaughn Allen, vs. Vanderbilt, 1/21/17

**Attempted 15 3-Pointers:** 11-for-18, Michael Frazier II, at South Carolina, 3/4/14

**Made 10 Free Throws:** 10-for-12, Kasey Hill, vs. North Carolina (at Bahamas), 11/28/14

**Made 12 Free Throws:** 13-for-16, Scottie Wilbekin, vs. Missouri, 2/4/14

**Made 15 Free Throws:** 19-for-22, Joakim Noah, vs. Georgia, 3/1/06

**Attempted 10 Free Throws:** 7-for-10, Kasey Hill, vs. Georgia, 1/14/17

**Attempted 15 Free Throws:** 8-for-16, Kasey Hill, vs. Georgia, 1/2/16

**Attempted 20 Free Throws:** 19-for-22, Joakim Noah, vs. Georgia, 3/1/06

**4 Blocks:** 4, John Egbunu, vs. Miami (at Orlando), 11/27/16

**5 Blocks:** 5, Kevarrus Hayes, vs. FGCU (at Jacksonville), 11/11/16

**6 Blocks:** 6, Patric Young, vs. Savannah St., 11/20/12

**7 Blocks:** 7, Al Horford, vs. Ole Miss, 2/16/05

**5 Steals:** 5, Kasey Hill, at Alabama, 1/10/17

**6 Steals:** 6, Kasey Hill, vs. Ole Miss, 1/3/17

**7 Steals:** 7, Dan Werner, vs. Georgia, 2/9/08

**Double-Double:** Kasey Hill, vs. Little Rock, 12/21/16, 11 points/11 assists

**Double-Double with Points/Assists:** Kasey Hill, vs. Little Rock, 12/21/16, 11 points/11 assists

**Triple-Double:** Nick Calathes, vs. Georgia, 1/28/09, 20 points/13 rebounds/10 assists

**2 Straight Double-Doubles:** John Egbunu, vs. Ole Miss, 2/9/16, 14 points/10 rebounds; vs. Alabama, 2/13/16, 10 points/11 rebounds

**3 Straight Double-Doubles:** Dorian Finney-Smith, at Texas A&M, 1/12/16, 17 points/12 rebounds; at Ole Miss, 1/16/16, 17 points/10 rebounds; vs. Mississippi State, 1/19/16, 20 points/13 rebounds

**4 Straight Double-Doubles:** David Lee, vs. Vanderbilt, 2/23/05, 13 points/14 rebounds; at South Carolina, 2/27/05, 13 points/14 rebounds; at Georgia, 3/2/05, 17 points/13 rebounds; vs. Kentucky, 3/6/05, 11 points/10 rebounds

**5+ Points, Rebounds, Assists, Steals:** Kasey Hill, vs. Ole Miss, 1/3/17, 8p/5r/5a/6s

**20 Points & 10 assists:** Erving Walker, vs. Georgia, 1/27/10, 21 points/10 assists

**20 Points & 10 Rebounds:** Dorian Finney-Smith, vs. Mississippi State, 1/19/16, 20 points/13 rebounds

**20 Points & 15 Rebounds:** Dorian Finney-Smith, at Arkansas, 1/11/14, 22 points/15 rebounds

**25 Points & 10 Rebounds:** Erik Murphy, vs. LSU (SEC Tournament), 3/15/13, 27 points/12 rebounds

**25 Points & 15 Rebounds:** Greg Stolt, vs. USF, 12/10/96, 33 points/15 rebounds

**30 Points & 10 Rebounds:** Joakim Noah, vs. Georgia, 3/1/06, 37 points/11 rebounds

**30 Points & 15 Rebounds:** Greg Stolt, vs. USF, 12/10/96, 33 points/15 rebounds

## TEAM PERFORMANCES

**85 Points:** 106, at LSU, 1/25/17

**90 Points:** 106, at LSU, 1/25/17

**95 Points:** 106, at LSU, 1/25/17

**100 Points:** 106, at LSU, 1/25/17

**105 Points:** 106, at LSU, 1/25/17

**110 Points:** 112, NCAA Tournament vs. Jackson State, 3/16/07

**120 Points:** 125, vs. FAMU, 12/10/00

**130 Points:** 131, vs. New Hampshire, 11/29/99

**50 Rebounds:** 54, vs. Alabama, 2/13/16

**55 Rebounds:** 57, vs. Richmond, 12/1/15

**60 Rebounds:** 62, NCAA Tournament vs. Jackson State, 3/16/07

**20 Offensive Rebounds:** 20, vs. Mercer (at Jacksonville), 11/13/16

**25 Offensive Rebounds:** 27, vs. Bethune-Cookman, 12/11/99

**Made 35 Field Goals:** 36-for-64, at LSU, 1/25/17

**Made 40 Field Goals:** 42-for-73, vs. North Carolina A&T, 11/18/10

**Made 45 Field Goals:** 46-for-81, vs. New Hampshire, 11/29/99

**Attempted 65 Field Goals:** 30-for-67, at Arkansas, 12/29/16

**Attempted 70 Field Goals:** 23-for-70, at Vanderbilt, 1/26/16

**Attempted 75 Field Goals:** 39-for-76, vs. Jackson State, 11/11/11

**Attempted 80 Field Goals:** 39-for-83, vs. FAU, 11/27/00

**Made 10 3-Pointers:** 19-for-33, at LSU, 1/25/17

**Made 12 3-Pointers:** 19-for-33, at LSU, 1/25/17

**Made 15 3-Pointers:** 19-for-33, at LSU, 1/25/17

**Made 18 3-Pointers:** 19-for-33, at LSU, 1/25/17

**Attempted 25 3-Pointers:** 19-for-33, at LSU, 1/25/17

**Attempted 30 3-Pointers:** 19-for-33, at LSU, 1/25/17

**Attempted 35 3-Pointers:** 14-for-35, vs. Stetson, 11/28/11

**Made 25 Free Throws:** 27-for-35, vs. Georgia, 1/14/17

**Made 30 Free Throws:** 30-for-36, vs. Arkansas, 2/3/16

**Made 35 Free Throws:** 35-for-39, vs. Vanderbilt, 2/7/04

**Made 40 Free Throws:** 40-for-50, vs. Morehead State, 12/22/98

**Attempted 35 Free Throws:** 27-for-35, vs. Georgia, 1/14/17

**Attempted 40 Free Throws:** 24-for-41, vs. Georgia, 1/2/16

**Attempted 45 Free Throws:** 33-for-45, vs. Florida State, 11/25/05

**Attempted 50 Free Throws:** 40-for-50, vs. Morehead State, 12/22/98

**20 Assists:** 24, at LSU, 1/25/17

**25 Assists:** 25, at Auburn, 2/16/13

**30 Assists:** 32, vs. Northeastern, 12/22/03

**10 Steals:** 10, vs. Tennessee, 1/7/17

**15 Steals:** 17, vs. Wake Forest (at Sunrise), 12/20/14

**20 Steals:** 22, vs. VMI, 12/28/99

**25 Steals:** 25, vs. Morehead State, 12/22/98

**Forced 20 Turnovers:** 21, vs. Ole Miss, 1/3/17

**Forced 25 Turnovers:** 25, vs. Toledo, 11/14/08

**Forced 30 Turnovers:** 30, vs. Georgia, 2/5/00

**Forced 35 Turnovers:** 35, vs. Florida A&M, 12/4/99

**8 Blocks:** 8, vs. Duke (at New York), 12/6/16

**9-11 Blocks:** 11, vs. Miami (at Orlando), 11/27/16

**12 Blocks:** 12, vs. FAMU, 12/17/06

**Had 5/6 Players with 10 Points:** 6 players, at LSU, 1/25/17; Devin Robinson (24), Eric Hester (16), Justin Leon (15), Kevarrus Hayes (12), KeVaughn Allen (11), John Egbunu (11)

**Had 7/8 Players with 10 Points:** 8 players, vs. North Carolina A&T, 11/18/10; Kenny Boynton (16), Chandler Parsons (16), Casey Prather (12), Erik Murphy (11), Erving Walker (11), Scottie Wilbekin (11), Patric Young (11), Vernon Macklin (10)

**Had 2 Players with 20 Points:** vs. Seton Hall (at Orlando), 11/24/16; KeVaughn Allen (21), Canyon Barry (20)

**Had 3 Players with 20 Points:** at Arkansas, 2/18/12; Erving Walker (31), Kenny Boynton (25), Bradley Beal (21)

**Had 2 Players with 25 Points:** at Arkansas, 2/18/12; Erving Walker (31), Kenny Boynton (25)

**Had 2 Players with 30 Points:** vs. Georgia, 3/3/62; Cliff Luyk (36), Tom Barbee (32)

**Had 6/7 Players Make a 3-Pointer:** 7, vs. Little Rock, 12/21/16

**Had 8 Players Make a 3-Pointer:** 8, vs. North Carolina A&T, 11/16/15

**Had 9 Players Make a 3-Pointer:** 9, vs. Chattanooga, 11/18/06 (*tied for NCAA record*)

**Had 2 Players with 10 Rebounds:** vs. Alabama, 2/13/16; Devin Robinson (12), John Egbunu (11)

**Had 3 Players with 10 Rebounds:** vs. Richmond, 12/1/15; John Egbunu (14), Dorian Finney-Smith (13), Devin Robinson (13)

**Had 2 Players with a Double-Double:** vs. Richmond, 12/1/15; John Egbunu (17 points, 14 rebounds), Devin Robinson (12 points, 13 rebounds)

**Had 3 Players with a Double-Double:** vs. Jacksonville, 12/18/05; Corey Brewer (15 points, 13 assists & 10 rebounds), Joakim Noah (21 points, 10 rebounds), Al Horford (20 points, 11 rebounds)

**Had 2+ Players Foul Out:** 3, vs. Seton Hall (at Orlando), 11/24/16; Chris Chiozza, Kasey Hill, Devin Robinson

**4-Point Play:** Canyon Barry, vs. Georgia, 1/14/17

**2-4-Point Plays:** Canyon Barry, vs. Georgia, 1/14/17

**Overcame a 10-Point Deficit:** 1/19/15, vs. Mississippi State; Triled 56-45 at 16:06 in 2nd half & won 81-78

**Lost a 10-Point Lead:** 11/26/16, vs. Gonzaga (at Orlando); Led 29-18 at 4:22 in 1st half, lost 77-72


**Made a Game-Winner:** 2/18/15, vs. Vanderbilt, Devin Robinson dunk with 2.1 seconds left to put UF ahead, 48-47 (Chiozza FTs sealed 50-47 win)

**Made a Buzzer-Beater:** 1/23/10, vs. South Carolina, Chandler Parsons 3-Pointer at the buzzer to win, 56-55

**Lost on a Game-Winner:** 12/29/15, vs. Florida State, Dwayne Bacon jumper with :04 left to defeat UF, 73-71



# 2016-17 FLORIDA GATORS



**#0 KASEY HILL**  
G | Sr. | 6-1 | 175 | Umatilla, Fla.



**#1 DEVIN ROBINSON**  
F | Jr. | 6-8 | 200 | Chesterfield, Va.



**#2 ERIC HESTER**  
G | Fr. | 6-3 | 167 | Clearwater, Fla.



**#3 JALEN HUDSON**  
G | Jr. | 6-6 | 190 | Richmond, Va.



**#5 KEVAUGHN ALLEN**  
G | So. | 6-2 | 183 | Little Rock, Ark.




**#11 CHRIS CHIOZZA**  
G | Jr. | 6-0 | 176 | Memphis, Tenn.



**#12 GORJOK GAK**  
F/C | Fr. | 6-11 | 231 | Sydney, Australia



**#13 KEVARRIUS HAYES**  
F/C | So. | 6-9 | 218 | Live Oak, Fla.



**#15 JOHN EGBUNU**  
C | Jr. | 6-11 | 255 | Bauchi, Nigeria



**#21 DONTAY BASSETT**  
F | Fr. | 6-9 | 222 | Oakland, Calif.



**#23 JUSTIN LEON**  
F | Sr. | 6-8 | 206 | Conway, Ark.



**#24 CANYON BARRY**  
G | Gr. | 6-6 | 215 | Colorado Springs, Colo.



**#25 KEITH STONE**  
F | Fr. | 6-8 | 240 | Deerfield Beach, Fla.



**#32 SCHUYLER RIMMER**  
C | Sr. | 6-10 | 249 | Orlando, Fla.



**MIKE WHITE**  
Head Coach



**DUSTY MAY**  
Assistant Coach



**JORDAN MINCY**  
Assistant Coach



**DARRIS NICHOLS**  
Assistant Coach



# MEDIA INFORMATION

The University of Florida appreciates the media coverage from all local, regional and national outlets. The Communications Office believes in developing mutually beneficial relationships with the media and we emphasize a positive and professional working environment with all entities. The ultimate goal of the Communications Office is to provide accurate and timely information about our athletic teams and to ensure that we assist the media to the best of our abilities while they cover our program.

## GAME COVERAGE

**CREDENTIALS:** Requests for credentials will be taken online and reviewed by Denver Parler. To access the credential request form, please visit [www.sportssystem.com/florida](http://www.sportssystem.com/florida). Once you have submitted your credential request, you will receive an automated email from the Communications Department acknowledging your request was received and is being reviewed. Once a decision on your request is made, you will receive an email with further information. Requests must be made by the day prior to a game (noon for afternoon games or 4:30 p.m. for evening games).

**CREDENTIAL PICK-UP:** Credentials will be mailed up until 10 days prior to the event or held at the Press Will Call window at Gate One of the O'Connell Center, which opens for pick-up 90 minutes prior to each game. Credentials can be overnighted at the expense of the media organization within 10 days of the event (by request).

**PARKING:** A limited number of parking spaces exist and can be requested online with your credential application. Please note that if you request to pick up your credentials at Press Will Call, we will be unable to provide a parking pass as you will have to park before visiting Press Will Call. Free parking is available in the deck next to the O'Connell Center and is generally still available 75-90 minutes before the game.

**MEDIA ROOM/INTERVIEW AREA:** Located between Gates 1 & 4 in the Martial Arts room near the loading dock, the media room includes work space, necessary electrical outlets, a television and wireless internet. A pre-game meal, snacks and soft drinks are also available in the media room. The pre-game meal begins 1:15 before tip. Post-game coach and player press conferences are also conducted in this area.

**FLORIDA LOCKER ROOM:** The Gator locker room is closed to the media with the exception of the SEC and NCAA Tournaments. Coach White and selected players will be available to the media following games in the media room/interview area. At Florida home games, players are available first while Coach White will follow with a post-game press conference in the Martial Arts/Media Room. If the visiting team chooses to utilize the media room, they will do so either directly before or after Florida players. Coach White will typically go last.

**VISITOR LOCKER ROOM:** Interview policies and procedures will be determined by visiting Sports Information Directors and coaches. Those procedures will be announced on game days.

**GENERAL GAME DAY MEDIA SERVICES:** Game program/scorecard, game notes, play-by-play, complete halftime and final statistics, coaches' & player quote sheets and post-game notes are all regular services on game days.

**SEATING:** Press seating is assigned, and all media members are asked to utilize their assigned seat. A limited number of front-row courtside press seats are available and will be provided to national publications, major daily newspapers and/or those who cover Florida basketball regularly. Additional seating will be at the front row table in the baseline bleachers near Gate 2 and in the second row courtside behind the press table. Photographers are restricted to two baseline locations closest to the team benches.

## TENTATIVE MEDIA SCHEDULE: JAN. 23-29

Monday	Tuesday	Wednesday	Thursday	Friday	Saturday	Sunday
No Availability	1:30 p.m. Coach White/ Player	9 p.m. Game at LSU	11:07 a.m. Coach White on SEC Teleconference	No Availability	2 p.m. Game at Oklahoma	No Availability

## 2016-17 QUICK FACTS

### **University Facts**

Location: Gainesville, Fla.  
Founded: 1853  
Enrollment: 53,744  
Conference: Southeastern (SEC)  
Nickname: Gators  
UF President: Dr. W. Kent Fuchs  
Athletic Director: Scott Stricklin  
Mascots: Albert and Alberta  
Colors: Orange (PMS 172) and Blue (PMS 287)  
Website: [FloridaGators.com](http://FloridaGators.com)  
Facebook: [facebook.com/GatorsMBK](https://facebook.com/GatorsMBK)  
Twitter: @GatorsMBK, @MikeWhiteUF  
Instagram: @gatorsmbk

### **Coaching Staff Facts**

Head Coach: Mike White (Ole Miss '00)  
UF Record: 2nd season/36-20  
Overall Record: 6th season/137-60  
Assistant Coaches: Dusty May (Indiana '00), Jordan Mincy (Kent State '09), Darris Nichols (West Virginia '08)  
Athletic Trainer: David "Duke" Werner  
Strength & Conditioning Coordinator: Preston Greene  
Director of Basketball Operations: Kyle Church  
Video Coordinator: Jonathan Blake  
Office Manager: Tracy Pfaff  
Staff Assistant: Mike Robuck  
Academic Counselor: Tom Williams

### **Program Facts**

Arena: Exactech Arena at the Stephen C. O'Connell Center (10,151)  
Season: 98th  
Overall Record: 1,381-1,081  
SEC Record: 612-634  
NCAA Tournaments: 17 (1989, '94, '95, '99, 2000, '01, '02, '03, '04, '05, '06, '07, '10, '11, '12, '13, '14)  
Final Fours: 5 (1994, 2000, '06, '07, '14)  
National Championships: 2 (2006, '07)  
NIT Appearances: 10 (1969, '84, '85, '86, '92, '93, '98, 2008, '09, '16)  
SEC Tournament Championships: 4 (2005, '06, '07, '14)  
SEC Championships: 7 (1989, 2000, '01, '07, '11, '13, '14)  
All-Americans: 25  
All-SEC: 106  
SEC Academic Honor Roll: 113  
NBA Draftees: 35  
2015-16 Record: 21-15  
2015-16 Conference Record: 9-9 (t-8th)  
Lettermen Returning/Lost: 8/7  
Starters Returning/Lost: 4/1

### **Communications Contact**

Denver Parler  
Email: [denverp@gators.ufl.edu](mailto:denverp@gators.ufl.edu)  
Office: 352-375-4683 ext. 6135  
Cell: 352-318-3493  
Main Comm. Office Phone: 352-375-4683, ext. 6100  
Fax: 352-375-4809

# #5 KEVAUGHN ALLEN

SOPHOMORE | G | 6-2 | 183 | LITTLE ROCK, ARK. | NORTH LITTLE ROCK

## Overview

- An explosive athlete with the ability to score in bunches from beyond the arc, as well.
- Named 2016 SEC All-Freshman, ranking second on the Gators in scoring both for the season (11.6) and in SEC action (12.3)
- Named SEC Freshman of the Week on Feb. 1 after his 19-point performance in helping Florida knock off ninth-ranked West Virginia.
- Exploded for a career-high 32 points in the loss to Florida State, marking the fifth-most points in a game by a Florida freshman all-time and the most since Matt Walsh had 33 vs. Miami (12/21/02).

## 2016-17 Highlights

- SEC Player of the Week on Jan. 9 after averaging 16.5 points in wins vs. Ole Miss and Tennessee.
- Went for 29 in the loss to Vanderbilt, the most by a Gator this season.
- Scored 16 of his 23 points vs. Tennessee in the second half, including a perfect 4-for-4 from 3-point range.
- Has a trio of 21-point outings, including the win vs. Seton Hall, against Duke in Madison Square Garden, and in the SEC-opening win at Arkansas, which was his first career game in his home state.
- Poured in 13 points in the first six minutes vs. Little Rock in the grand opening of Exactech Arena, including three of his five 3-pointers on the night.
- Set a career-best and led the team with five assists in the win vs. Mercer.



Season	gp-gs		min/avg		Total fg-fga		pct		3-Point fg-fga		pct	F-Throws ft-fa		pct	Rebounds off def tot avg				pf fo		ast to		blk stl		Scoring pts avg	
2015-16	36	34	978	27.2	134	336	.399		51	162	.315	99	117	.846	18	79	97	2.7	56	0	57	35	5	41	418	11.6
2016-17	20	20	557	27.9	98	215	.456		43	109	.394	38	45	.844	7	37	44	2.2	33	0	25	29	5	24	277	13.9
TOTAL	56	54	1535	27.4	232	551	.421		94	271	.347	137	162	.846	25	116	141	2.5	89	0	82	64	10	65	695	12.4

Opponent	Date	gs	min	Total fg-fga		pct		3-Pointers 3fg-fga		pct		Free throws ft-fa		pct		Rebounds off def tot avg				pf	a	t/o	blk	stl	pts	avg
vs FGCU	11/11/16	*	29	2-8	.250	0-3	.000	2-2	1.000	1	1	2	2.0	1	2	1	0	2	6	6.0						
vs Mercer	11/13/16	*	26	3-12	.250	2-8	.250	5-5	1.000	1	2	3	2.5	1	5	4	2	2	13	9.5						
vs St. Bonaventure	11/17/16	*	31	7-14	.500	2-3	.667	0-0	.000	0	3	3	2.7	2	1	2	1	2	16	11.7						
vs Belmont	11/21/16	*	26	4-9	.444	2-5	.400	4-4	1.000	0	1	1	2.3	0	0	2	0	2	14	12.3						
vs Seton Hall	11/24/16	*	35	7-14	.500	3-8	.375	4-4	1.000	0	6	6	3.0	1	1	2	1	1	21	14.0						
vs Gonzaga	11/25/16	*	27	7-17	.412	1-7	.143	0-0	.000	1	0	1	2.7	4	0	2	0	0	15	14.2						
vs Miami	11/27/16	*	24	4-11	.364	1-3	.333	0-0	.000	0	2	2	2.6	1	1	0	0	1	9	13.4						
at North Florida	12/1/16	*	24	2-2	1.000	0-0	.000	1-2	.500	0	2	2	2.5	1	1	0	0	3	5	12.4						
vs Duke	12/6/16	*	32	8-13	.615	3-5	.600	2-2	1.000	0	0	0	2.2	2	0	2	0	0	21	13.3						
at Florida State	12/11/16	*	20	6-13	.462	1-3	.333	3-5	.600	0	0	0	2.0	4	0	1	0	0	16	13.6						
vs Charlotte	12/17/16	*	23	3-10	.300	2-8	.250	0-0	.000	0	2	2	2.0	2	3	3	0	1	8	13.1						
LITTLE ROCK	12/21/16	*	26	7-10	.700	5-7	.714	0-0	.000	2	3	5	2.3	0	3	3	0	0	19	13.6						
at Arkansas	12/29/16	*	34	7-16	.438	5-9	.556	2-2	1.000	0	2	2	2.2	1	0	0	0	1	21	14.2						
OLE MISS	1/3/17	*	31	4-9	.444	4-7	.571	2-2	1.000	2	3	5	2.4	1	1	1	0	2	14	14.1						
TENNESSEE	1/7/17	*	33	8-13	.615	4-6	.667	3-5	.600	0	5	5	2.6	1	1	1	0	4	23	14.7						
at Alabama	1/10/17	*	25	2-7	.286	0-3	.000	2-2	1.000	0	1	1	2.5	2	2	2	1	1	6	14.2						
GEORGIA	1/14/17	*	33	3-8	.375	0-3	.000	3-3	1.000	0	1	1	2.4	3	2	2	0	1	9	13.9						
at South Carolina	1/18/17	*	18	0-3	.000	0-2	.000	1-2	.500	0	2	2	2.4	4	0	1	0	0	1	13.2						
VANDERBILT	1/21/17	*	36	10-19	.526	5-13	.385	4-4	1.000	0	1	1	2.3	1	0	0	0	1	29	14.0						
at LSU	01/25/17	*	24	4-7	.571	3-6	.500	0-1	.000	0	0	0	2.2	1	2	0	0	0	11	13.9						
Totals			20	557	98-215	.456	43-109	.394	38-45	.844	7	37	44	2.2	33	25	29	5	24	277	13.9					

Games played: 20  
Minutes/game: 27.9  
Points/game: 13.9  
FG Pct: 45.6  
3FG Pct: 39.4  
FT Pct: 84.4

Rebounds/game: 2.2  
Assists/game: 1.3  
Turnovers/game: 1.5  
Assist/turnover ratio: 0.9  
Steals/game: 1.2  
Blocks/game: 0.3

## Allen Game Highs

Points	
2016-17	29, vs. Vanderbilt (1/21/17)
Career	32, vs. Florida State (12/29/15)

Rebounds	
2016-17	6, vs. Seton Hall (11/24/16)
Career	6, 2x, last vs. Seton Hall (11/24/16)

Field Goals	
2016-17	10, vs. Vanderbilt (1/21/17)
Career	10, 2x, last vs. Vandy (1/21/17)

Field Goal Attempts	
2016-17/Career	19, vs. Vanderbilt (1/21/17)

3-Point Field Goals	
2016-17	5, 3x, last vs. Vanderbilt (1/21/17)
Career	6, at Ole Miss (1/16/16)

3-Point FG Attempts	
2016-17/Career	13, vs. Vanderbilt (1/21/17)

Free Throws	
2016-17	5, vs. Mercer (11/13/16)
Career	9, 2x, last vs. West Va. (1/30/16)

Free Throw Attempts	
2016-17	5, 3x, last vs. Tennessee (1/7/17)
Career	9, 2x, last vs. West Va. (1/30/16)

Assists	
2016-17/Career	5, vs. Mercer (11/13/16)

Steals	
2016-17/Career	4, vs. Tennessee (1/7/17)

Blocked Shots	
2016-17/Career	2, vs. Mercer (11/13/16)

Minutes Played	
2016-17/Career	36, vs. Vanderbilt (1/21/17)

#24 CANYON BARRY

GRADUATE | G | 6-6 | 215 | COLORADO SPRINGS, COLO. | COLL. OF CHARLESTON

Overview

- Averaged 12.8 points in 70 appearances with College of Charleston
- Enrolled in graduate studies in nuclear engineering at UF
- Two-time Academic All-American, earning first-team honors in 2016 and second-team recognition in 2015.
- 2015 CAA Winter Sports Scholar-Athlete Award (Men's Basketball)
- Three-Time CAA All-Academic Team (2014, 2015 and 2016)
- Three-Time CAA Player of the Week selection
- 2014 CAA All-Rookie Team
- CAA Co-Rookie of the Week selection (Nov. 18, 2013)

2016-17 Highlights

- Posted 27 points in the overtime win vs. Georgia, the highest single-game scoring output by an SEC player off the bench this season and most since Joakim Noah had 37 vs. UGA in 2006.
- His 20 points vs. Seton Hall marked the first 20-point game by a Gator off the bench since Dorian Finney-Smith (vs. Tennessee, 2/28/15).
- Added another 20-point performance in UF's SEC home-opening win vs. Ole Miss.
- Scored 17 off the bench to spark Florida's offense in the win vs. Belmont, contributing eight points during a 16-0 second-half Gator run.
- Surpassed 900 career points in his Florida debut, chipping in 13 points off the bench.



Barry Game Highs

Points	
2016-17/UF	27, vs. Georgia (1/14/17)
Career	31, 2x, last at Davidson (11/21/15)

Rebounds	
2016-17/UF	7, vs. Georgia (1/14/17)
Career	10, vs. UNC-Wilmington (1/21/15)

Field Goals	
2016-17/UF	8, vs. Ole Miss (1/3/17)
Career	12, at Davidson (11/21/15)

Field Goal Attempts	
2016-17/UF	14, vs. Ole Miss (1/3/17)
Career	25, at Davidson (11/21/15)

3-Point Field Goals	
2016-17/UF	5, vs. Georgia (1/14/17)
Career	5, 5x, last vs. Georgia (1/14/17)

3-Point FG Attempts	
2016-17/UF	8, vs. Georgia (1/14/17)
Career	9, 5x, last at Campbell (12/22/15)

Free Throws	
2016-17/UF	9, vs. Charlotte (12/17/16)
Career	13, vs. East Carolina (12/7/15)

Free Throw Attempts	
2016-17	10, vs. Charlotte (12/17/16)
Career	14, vs. East Carolina (12/7/15)

Assists	
2016-17/UF	2, 4x, last vs. Tennessee (1/7/17)
Career	6, at Charlotte (12/16/14)

Steals	
2016-17/UF	2, 3x, last vs. Duke (12/6/16)
Career	6, vs. South Carolina St. (12/11/14)

Blocked Shots	
2016-17/UF	2, vs. Miami (11/27/16)
Career	2, 4x, last vs. Miami (11/27/16)

Minutes Played	
2016-17/UF	34, vs. Georgia (1/14/17)
Career	43, vs. UNC-Wilmington (1/21/15)

Note: Career highs before this season came at College of Charleston.

	Total				3-Point		F-Throws		Rebounds				Scoring							
Season	gp-gs	min/avg	fg-fga	pct	fg-fga	pct	ft-fa	pct	off	def	tot	avg	pf	fo	ast	to	blk	stl	pts	avg
2013-14*	24-12	573/23.9	71-210	.338	26-85	.306	56-76	.737	16	42	58	2.4	44	0	33	52	6	11	224	9.3
2014-15*	33-33	1147/34.8	146-385	.379	64-174	.368	57-79	.722	28	139	167	5.1	62	2	53	66	16	38	413	12.5
2015-16*	13-13	415/31.9	84-209	.402	28-84	.333	60-71	.845	6	38	44	3.4	20	0	17	31	7	10	256	19.7
2016-17	19-0	423/22.3	74-175	.423	23-74	.311	65-75	.867	19	43	62	3.3	22	0	14	20	7	12	236	12.4
TOTAL	19-0	423/22.3	74-175	.423	23-74	.311	65-75	.867	19	43	62	3.3	22	0	14	20	7	12	236	12.4
All*	89-58	2558/28.7	375-979	.383	141-417	.338	238-301	.791	69	262	331	3.7	148	2	117	169	36	71	1129	12.7

Opponent	Date	gs	min	Total		3-Pointers		Free throws		Rebounds				pf	a	t/o	blk	stl	pts	avg
				fg-fga	pct	3fg-fga	pct	ft-fa	pct	off	def	tot	avg							
vs FGCU	11/11/16	24	5-12	.417	0-3	.000	3-6	.500	3	3	6	6.0	0	0	0	0	1	13	13.0	
vs Mercer	11/13/16	20	2-5	.400	1-1	1.000	2-2	1.000	1	3	4	5.0	0	0	0	0	7	10.0		
vs St. Bonaventure	11/17/16	23	4-9	.444	3-7	.429	5-6	.833	1	4	5	5.0	0	1	1	0	1	16	12.0	
vs Belmont	11/21/16	21	6-9	.667	1-4	.250	4-4	1.000	1	1	2	4.3	2	0	2	1	0	17	13.3	
vs Seton Hall	11/24/16	33	6-13	.462	2-7	.286	6-7	.857	1	5	6	4.6	0	2	1	0	1	20	14.6	
vs Gonzaga	11/25/16	26	3-9	.333	0-3	.000	6-6	1.000	3	2	5	4.7	1	1	2	0	2	12	14.2	
vs Miami	11/27/16	15	0-6	.000	0-1	.000	0-0	.000	1	1	2	4.3	1	1	0	2	2	0	12.1	
at North Florida	12/1/16	21	5-11	.455	1-4	.250	1-2	.500	1	3	4	4.3	0	0	2	0	0	12	12.1	
vs Duke	12/6/16	19	3-9	.333	0-1	.000	0-0	.000	0	1	1	3.9	0	1	1	1	2	6	11.4	
at Florida State	12/11/16	26	2-10	.200	0-2	.000	2-2	1.000	0	2	2	3.7	3	1	0	1	0	6	10.9	
vs Charlotte	12/17/16	22	3-6	.500	1-3	.333	9-10	.900	2	2	4	3.7	1	2	1	0	1	16	11.4	
LITTLE ROCK	12/21/16	14	4-11	.364	3-7	.429	4-4	1.000	0	1	1	3.5	2	0	0	1	0	15	11.7	
at Arkansas	12/29/16	12	1-4	.250	0-3	.000	0-0	.000	0	1	1	3.3	1	2	0	0	0	2	10.9	
OLE MISS	1/3/17	22	8-14	.571	3-6	.500	1-2	.500	2	0	2	3.2	3	0	1	0	1	20	11.6	
TENNESSEE	1/7/17	23	4-7	.571	1-3	.333	6-8	.750	1	3	4	3.3	0	2	1	1	0	15	11.8	
at Alabama	1/10/17	26	4-6	.667	2-3	.667	3-3	1.000	1	3	4	3.3	2	1	3	0	0	13	11.9	
GEORGIA	1/14/17	34	7-13	.538	5-8	.625	8-8	1.000	1	6	7	3.5	4	0	2	0	0	27	12.8	
at South Carolina	1/18/17	25	4-13	.308	0-6	.000	5-5	1.000	0	0	0	3.3	2	0	2	0	0	13	12.8	
VANDERBILT	1/21/17	17	3-8	.375	0-2	.000	0-0	.000	0	2	2	3.3	0	0	1	0	1	6	12.4	
at LSU	01/25/17	dnp	-	-	-	-	-	-	-	-	-	-	-	-	-	-	-	-	-	
Totals		0	423	74-175	.423	23-74	.311	65-75	.867	19	43	62	3.3	22	14	20	7	12	236	12.4

Games played: 19  
Minutes/game: 22.3  
Points/game: 12.4  
FG Pct: 42.3  
3FG Pct: 31.1  
FT Pct: 86.7

Rebounds/game: 3.3  
Assists/game: 0.7  
Turnovers/game: 1.1  
Assist/turnover ratio: 0.7  
Steals/game: 0.6  
Blocks/game: 0.4



# #11 CHRIS CHIOZZA

JUNIOR | G | 6-0 | 176 | MEMPHIS, TENN. | WHITE STATION

## Overview

- Part of UF's two-headed point guard tandem along with Kasey Hill, Chiozza led the team in assists with 156 as a sophomore.
- Chiozza is an attacking point guard with the ability to distribute or score himself.
- Has four career games with 8+ assists and one or fewer turnovers, second only to Eddie Shannon's five since the 1996-97 season.
- Had an all-around game at Missouri his sophomore season matching his career high with 17 points, setting a personal best with seven rebounds, while also posting eight assists vs. one turnover.
- Had a 12-game stretch from 12/22/15-2/3/16 where he averaged 6.4 assts per game and a 3.21 assist-to-turnover ratio.

## 2016-17 Highlights

- Once again shares the point guard position with Hill, giving the Gators plentiful experience in that role.
- Had a career-best 10 assists vs. just one turnover at LSU while also knocking in three 3-pointers.
- Posted 16 points and nine assists with just one turnover at UNF, his fifth career game with 8+ assists and one or fewer turnovers.
- Made two massive plays on the defensive end in the final minute vs. St. Bonaventure to help the Gators secure the victory. With UF holding a two-point lead, Chiozza skied for a two-handed rebound and found John Egbunu heading down court for a dunk, then forced a turnover and ignited the break leading to a Devin Robinson dunk.



Season	gp-gs		Total		3-Point		F-Throws		Rebounds				Scoring					
			fg-fga	pct	fg-fga	pct	ft-fa	pct	off	def	tot	avg	pf	fo	ast	to	blk	stl
2014-15	33-11	752/22.8	44-113	.389	21-65	.323	21-44	.477	13	59	72	2.2	54	1	72	41	1	39
2015-16	36-22	857/23.8	86-250	.344	41-128	.320	47-59	.797	10	94	104	2.9	82	2	156	65	2	39
2016-17	20-0	390/19.5	31-91	.341	13-50	.260	30-39	.769	8	40	48	2.4	42	1	69	26	0	28
TOTAL	89-33	1999/22.5	161-454	.355	75-243	.309	98-142	.690	31	193	224	2.5	178	4	297	132	3	106

Opponent	Date	gs	min	Total		3-Pointers		Free throws		Rebounds				pf	a	t/o	blk	stl	pts	avg
				fg-fga	pct	3fg-fga	pct	ft-fa	pct	off	def	tot	avg							
vs FGCU	11/11/16	21	2-5	.400	0-2	.000	2-3	.667	1	1	2	2.0	3	4	0	0	3	6	6.0	
vs Mercer	11/13/16	16	1-4	.250	1-2	.500	1-2	.500	0	1	1	1.5	3	2	0	0	0	4	5.0	
vs St. Bonaventure	11/17/16	18	1-3	.333	0-1	.000	4-4	1.000	0	4	4	2.3	3	2	2	0	2	6	5.3	
vs Belmont	11/21/16	20	2-5	.400	0-1	.000	4-6	.667	0	2	2	2.3	3	1	2	0	3	8	6.0	
vs Seton Hall	11/24/16	22	3-6	.500	2-3	.667	6-8	.750	1	0	1	2.0	5	2	1	0	0	14	7.6	
vs Gonzaga	11/25/16	17	0-5	.000	0-2	.000	0-0	.000	1	2	3	2.2	3	1	0	0	1	0	6.3	
vs Miami	11/27/16	23	0-2	.000	0-1	.000	0-0	.000	1	2	3	2.3	1	5	3	0	1	0	5.4	
at North Florida	12/1/16	26	5-8	.625	3-5	.600	3-3	1.000	0	4	4	2.5	3	9	1	0	3	16	6.8	
vs Duke	12/6/16	9	1-1	1.000	0-0	.000	0-0	.000	0	1	1	2.3	1	1	3	0	0	2	6.2	
at Florida State	12/11/16	22	2-7	.286	0-5	.000	2-2	1.000	1	2	3	2.4	2	4	1	0	1	6	6.2	
vs Charlotte	12/17/16	23	3-6	.500	1-3	.333	2-2	1.000	0	3	3	2.5	1	4	2	0	5	9	6.5	
LITTLE ROCK	12/21/16	20	1-4	.250	1-4	.250	0-0	.000	0	3	3	2.5	2	3	2	0	1	3	6.2	
at Arkansas	12/29/16	15	2-5	.400	1-3	.333	0-0	.000	0	0	0	2.3	2	4	0	0	0	5	6.1	
OLE MISS	1/3/17	21	0-3	.000	0-2	.000	1-3	.333	0	2	2	2.3	2	3	1	0	0	1	5.7	
TENNESSEE	1/7/17	18	1-6	.167	0-2	.000	0-0	.000	1	2	3	2.3	0	2	0	0	2	2	5.5	
at Alabama	1/10/17	17	2-5	.400	1-3	.333	3-4	.750	1	0	1	2.3	4	2	1	0	0	8	5.6	
GEORGIA	1/14/17	16	1-3	.333	0-1	.000	0-0	.000	0	2	2	2.2	2	4	1	0	3	2	5.4	
at South Carolina	1/18/17	25	1-4	.250	0-2	.000	2-2	1.000	1	3	4	2.3	2	4	5	0	2	4	5.3	
VANDERBILT	1/21/17	14	0-2	.000	0-2	.000	0-0	.000	0	1	1	2.3	0	2	0	0	0	0	5.1	
at LSU	01/25/17	27	3-7	.429	3-6	.500	0-0	.000	0	5	5	2.4	0	10	1	0	1	9	5.3	
Totals		0	390	31-91	.341	13-50	.260	30-39	.769	8	40	48	2.4	42	69	26	0	28	105	5.3

Games played: 20  
Minutes/game: 19.5  
Points/game: 5.3  
FG Pct: 34.1  
3FG Pct: 26.0  
FT Pct: 76.9

Rebounds/game: 2.4  
Assists/game: 3.5  
Turnovers/game: 1.3  
Assist/turnover ratio: 2.7  
Steals/game: 1.4

## Chiozza Game Highs

<b>Points</b>	
2016-17	16, at North Florida (12/1/16)
Career	17, 2x, last at Missouri (3/5/16)
<b>Rebounds</b>	
2016-17	5, at LSU (1/25/17)
Career	7, 2x, last vs. Texas A&M (3/11/16)
<b>Field Goals</b>	
2016-17	5, at North Florida (12/1/16)
Career	5, 4x, last at UNF (12/1/16)
<b>Field Goal Attempts</b>	
2016-17	8, at North Florida (12/1/16)
Career	12, 3x, last vs. Alabama (2/13/16)
<b>3-Point Field Goals</b>	
2016-17	3, 2x, last at LSU (1/25/17)
Career	3, 8x, last at LSU (1/25/17)
<b>3-Point FG Attempts</b>	
2016-17	6, at LSU (1/25/17)
Career	9, at South Carolina (2/20/16)
<b>Free Throws</b>	
2016-17	6, vs. Seton Hall (11/24/16)
Career	8, vs. Arkansas (2/3/16)
<b>Free Throw Attempts</b>	
2016-17	8, vs. Seton Hall (11/24/16)
Career	12 vs. Texas A&M (3/3/15)
<b>Assists</b>	
2016-17/Career	10, at LSU (1/25/17)
<b>Steals</b>	
2016-17	5, vs. Charlotte (12/17/16)
Career	6, vs. UAB (11/27/14)
<b>Blocked Shots</b>	
2016-17	---
Career	1, 3x, last vs. Arkansas (3/10/16)
<b>Minutes Played</b>	
2016-17	27, at LSU (1/25/17)
Career	37, vs. ULM (11/21/14)

#15 JOHN EGBUNU

SOPHOMORE (R) | C | 6-11 | 255 | BAUCHI, NIGERIA | USF

Overview

- Immediate starter at UF, where he finished third on the team in scoring, first in blocks and second in rebounding.
- Set a Florida record with 75 dunks in 2015-16, including nine in his 27-point outing vs. Kentucky.
- Provides a physical post presence in the middle with the ability to shot-block on the defensive end of the floor.
- Transferred to UF in Summer 2014, following one season at USF.

2016-17 Highlights

- Florida's starting center for the second straight year, looks to make the jump into being a dominant SEC big man.
- Named preseason second-team All-SEC by the coaches.



			Total		3-Point		F-Throws		Rebounds											Scoring	
Season	gp-gs	min/avg	fg-fga	pct	fg-fga	pct	ft-fa	pct	off	def	tot	avg	pf	fo	ast	to	blk	stl	pts	avg	
2013-14*	32-31	793/24.8	89-151	.589	0-1	.000	60-110	.545	80	118	198	6.2	92	1	12	55	43	10	238	7.4	
2015-16	34-30	857/25.2	149-252	.591	0-0	.000	92-173	.532	92	128	220	6.5	110	6	12	59	48	15	390	11.5	
2016-17	18-13	418/23.2	49-103	.476	1-1	1.000	40-77	.519	48	72	120	6.7	47	1	6	32	29	6	139	7.7	
TOTAL	52-43	1275/24.5	198-355	.558	1-1	1.000	132-250	.528	140	200	340	6.5	157	7	18	91	77	21	529	10.2	
All*	84-74	2068/24.6	287-506	.567	1-2	.500	192-360	.533	220	318	538	6.4	249	8	30	146	120	31	767	9.1	

Opponent	Date	gs	min	Total		3-Pointers		Free throws		Rebounds											
				fg-fga	pct	3fg-fga	pct	ft-fga	pct	off	def	tot	avg	pf	a	t/o	blk	stl	pts	avg	
vs FGCU	11/11/16	*	24	6-11	.545	0-0	.000	1-2	.500	5	3	8	8.0	2	0	1	1	0	13	13.0	
vs Mercer	11/13/16	*	22	2-4	.500	0-0	.000	2-2	1.000	4	4	8	8.0	3	0	1	2	1	6	9.5	
vs St. Bonaventure	11/17/16	*	26	2-10	.200	0-0	.000	4-6	.667	5	5	10	8.7	2	1	5	1	0	8	9.0	
vs Belmont	11/21/16	*	20	4-4	1.000	0-0	.000	4-6	.667	3	5	8	8.5	3	1	0	1	2	12	9.8	
vs Seton Hall	11/24/16	*	27	2-8	.250	0-0	.000	4-8	.500	4	6	10	8.8	3	0	1	4	1	8	9.4	
vs Gonzaga	11/25/16	*	28	4-8	.500	0-0	.000	4-5	.800	3	4	7	8.5	1	0	0	4	0	12	9.8	
vs Miami	11/27/16	*	28	3-6	.500	0-0	.000	1-4	.250	1	3	4	7.9	4	0	2	4	0	7	9.4	
at North Florida	12/1/16	*	22	3-5	.600	0-0	.000	1-2	.500	1	4	5	7.5	4	0	1	3	0	7	9.1	
vs Duke	12/6/16	*	29	2-10	.200	0-0	.000	5-10	.500	7	5	12	8.0	2	0	3	3	0	9	9.1	
at Florida State	12/11/16	*	27	2-4	.500	1-1	1.000	3-5	.600	0	5	5	7.7	1	0	1	1	0	8	9.0	
vs Charlotte	12/17/16	dnp	-	-	-	-	-	-	-	-	-	-	-	-	-	-	-	-	-	-	
LITTLE ROCK	12/21/16	dnp	-	-	-	-	-	-	-	-	-	-	-	-	-	-	-	-	-	-	
at Arkansas	12/29/16	16	2-6	.333	0-0	.000	1-2	.500	5	6	11	8.0	5	1	1	1	1	5	8.6		
OLE MISS	1/3/17	23	3-6	.500	0-0	.000	1-2	.500	3	2	5	7.8	0	0	2	0	0	7	8.5		
TENNESSEE	1/7/17	6	1-1	1.000	0-0	.000	0-2	.000	0	0	0	7.2	4	0	3	0	0	2	8.0		
at Alabama	1/10/17	17	3-3	1.000	0-0	.000	0-0	.000	0	2	2	6.8	3	0	2	0	0	6	7.9		
GEORGIA	1/14/17	30	1-4	.250	0-0	.000	3-7	.429	3	8	11	7.1	2	0	2	2	1	5	7.7		
at South Carolina	1/18/17	*	22	2-3	.667	0-0	.000	3-7	.429	1	3	4	6.9	3	1	0	2	0	7	7.6	
VANDERBILT	1/21/17	*	31	3-4	.750	0-0	.000	0-1	.000	2	4	6	6.8	3	1	6	0	0	6	7.5	
at LSU	01/25/17	*	20	4-6	.667	0-0	.000	3-6	.500	1	3	4	6.7	2	1	1	0	0	11	7.7	
Totals		13	418	49-103	.476	1-1	1.000	40-77	.519	48	72	120	6.7	47	6	32	29	6	139	7.7	

Games played: 18  
Minutes/game: 23.2  
Points/game: 7.7  
FG Pct: 47.6  
3FG Pct: 100.0  
FT Pct: 51.9

Rebounds/game: 6.7  
Assists/game: 0.3  
Turnovers/game: 1.8  
Assist/turnover ratio: 0.2  
Steals/game: 0.3  
Blocks/game: 1.6

Egbunu Game Highs

Points	
2016-17	13, vs. FGCU (11/11/16)
UF/Career	27, vs. Kentucky (3/1/16)
Rebounds	
2016-17	12, vs. Duke (12/6/16)
UF	14, vs. Richmond (12/1/15)
Career	14, 2x, last vs. Richmond (12/1/15)

Field Goals	
2016-17	6, vs. FGCU (11/11/16)
UF/Career	12, vs. Kentucky (3/1/16)

Field Goal Attempts	
2016-17	11, vs. FGCU (11/11/16)
UF/Career	15, vs. Kentucky (3/1/16)

3-Point Field Goals	
2016-17/UF/Career	1, at Florida State (12/11/16)

3-Point FG Attempts	
2016-17/UF	1, at Florida State (12/11/16)
Career	1, 2x, last at FSU (12/11/16)

Free Throws	
2016-17	5, vs. Duke (12/6/16)
UF/Career	8, vs. Mississippi State (1/19/16)

Free Throw Attempts	
2016-17	10, vs. Duke (12/6/16)
UF/Career	14, vs. Alabama (2/13/16)

Assists	
2016-17	1, 5x last at LSU (1/25/17)
UF	1, 17x, last at LSU (1/25/17)
Career	2, vs. Santa Clara (12/23/13)

Steals	
2016-17	2, vs. Belmont (11/21/16)
UF	2, 3x, last vs. Belmont (11/21/16)
Career	2, 4x, last vs. Belmont (11/21/16)

Blocked Shots	
2016-17	4, 3x, last vs. Miami (11/27/16)
UF/Career	5, at Georgia (2/16/16)

Minutes Played	
2016-17	31, vs. Vanderbilt (1/21/17)
UF/Career	36, vs. Ole Miss (2/9/16)

Note: Career highs from 2013-14 took place at USF.

#12 GORJOK GAK

FRESHMAN | F/C | 6-11 | 231 | SYDNEY, AUSTRALIA | VICTORY ROCK PREP

Overview

- An adept passer whose 7-foot-4 wingspan enables him to play above the rim.
- Runs the floor and handles the ball well, enabling him to stretch defenses.
- Rated a three-star prospect by ESPN, Rivals and 247 Sports.
- ESPN.com bottom line: "Gak is a high major power forward that is new to the game but has all the tools to be successful immediately on the college level."

2016-17 Highlights

- Granted a waiver by to compete immediately the day before Florida's first game of the season after previously being ruled ineligible.



Season	gp-gs		Total		3-Point		F-Throws		Rebounds				Scoring			
			fg-fga	pct	fg-fga	pct	ft-fla	pct	off	def	tot	avg	pts	avg	pts	avg
2016-17	8-0	34/4.3	3-5	.600	0-0	.000	1-4	.250	2	8	10	1.3	9	0	7	0.9
TOTAL	8-0	34/4.3	3-5	.600	0-0	.000	1-4	.250	2	8	10	1.3	9	0	7	0.9

Gak Game Highs

Points	2016-17/Career	4, at North Florida (12/1/16)
Rebounds	2016-17/Career	2, 5x, last at LSU (1/25/17)
Field Goals	2016-17/Career	2, at North Florida (12/1/16)
Field Goal Attempts	2016-17/Career	2, at North Florida (12/1/16)
3-Point Field Goals	2016-17/Career	---
3-Point FG Attempts	2016-17/Career	---
Free Throws	2016-17/Career	1, vs. Mercer (11/13/16)
Free Throw Attempts	2016-17/Career	2, 2x, last at LSU (1/25/17)
Assists	2016-17/Career	---
Steals	2016-17/Career	1, vs. Charlotte (12/17/16)
Blocked Shots	2016-17/Career	---
Minutes Played	2016-17/Career	4, 5x, last at LSU (1/25/17)

Opponent	Date	gs	min	Total		3-Pointers		Free throws		Rebounds				pf	a	t/o	blk	stl	pts	avg	
				fg-fga	pct	3fg-fga	pct	ft-fla	pct	off	def	tot	avg								
vs FGCU	11/11/16		3	0-0	.000	0-0	.000	0-0	.000	0	0	0	0.0	0	0	0	0	0	0.0		
vs Mercer	11/13/16		3	0-0	.000	0-0	.000	1-2	.500	1	1	2	1.0	1	0	0	0	1	0.5		
vs St. Bonaventure	11/17/16		dnp	-	-	-	-	-	-	-	-	-	-	-	-	-	-	-	-		
vs Belmont	11/21/16		4	0-0	.000	0-0	.000	0-0	.000	0	2	2	1.3	4	0	1	0	0	0.3		
vs Seton Hall	11/24/16		4	0-1	.000	0-0	.000	0-0	.000	0	0	0	1.0	0	0	0	0	0	0.3		
vs Gonzaga	11/25/16		dnp	-	-	-	-	-	-	-	-	-	-	-	-	-	-	-	-		
vs Miami	11/27/16		dnp	-	-	-	-	-	-	-	-	-	-	-	-	-	-	-	-		
at North Florida	12/1/16		4	2-2	1.000	0-0	.000	0-0	.000	0	2	2	1.2	2	0	0	0	0	1.0		
vs Duke	12/6/16		dnp	-	-	-	-	-	-	-	-	-	-	-	-	-	-	-	-		
at Florida State	12/11/16		dnp	-	-	-	-	-	-	-	-	-	-	-	-	-	-	-	-		
vs Charlotte	12/17/16		8	0-1	.000	0-0	.000	0-0	.000	0	2	2	1.3	2	0	2	0	1	0.8		
LITTLE ROCK	12/21/16		4	1-1	1.000	0-0	.000	0-0	.000	0	0	0	1.1	0	0	0	0	0	1.0		
at Arkansas	12/29/16		dnp	-	-	-	-	-	-	-	-	-	-	-	-	-	-	-	-		
OLE MISS	1/3/17		dnp	-	-	-	-	-	-	-	-	-	-	-	-	-	-	-	-		
TENNESSEE	1/7/17		dnp	-	-	-	-	-	-	-	-	-	-	-	-	-	-	-	-		
at Alabama	1/10/17		dnp	-	-	-	-	-	-	-	-	-	-	-	-	-	-	-	-		
GEORGIA	1/14/17		dnp	-	-	-	-	-	-	-	-	-	-	-	-	-	-	-	-		
at South Carolina	1/18/17		dnp	-	-	-	-	-	-	-	-	-	-	-	-	-	-	-	-		
VANDERBILT	1/21/17		dnp	-	-	-	-	-	-	-	-	-	-	-	-	-	-	-	-		
at LSU	01/25/17		4	0-0	.000	0-0	.000	0-2	.000	1	1	2	1.3	0	0	1	0	0	0.9		
Totals			0	34	3-5	.600	0-0	.000	1-4	.250	2	8	10	1.3	9	0	4	0	1	7	0.9

Games played: 8

Minutes/game: 4.3

Points/game: 0.9

FG Pct: 60.0

FT Pct: 25.0

Rebounds/game: 1.3

Turnovers/game: 0.5

Steals/game: 0.1



# #13 KEVARRIUS HAYES

SOPHOMORE | F/C | 6-9 | 218 | LIVE OAK, FLA. | SUWANEE

## Overview

- Long and athletic shot-blocker and rebounder, who has a great motor and is an outstanding mover.
- Started six games and scored a season-high 14 points in each of the two final games of the season while starting in place of the injured John Egbunu.
- Drew praise from head coach Mike White throughout his freshman season for his consistent effort and attitude.

## 2016-17 Highlights

- Projects to fill the backup center spot again, but may also see minutes as a power forward.
- Blocked five shots in 14 minutes in the season opener vs. FGCU.
- Demonstrating the same energy he brought as a freshman, but with added strength and skill.



Season	gp-gs		Total		3-Point		F-Throws		Rebounds				Scoring			
			fg-fga	pct	fg-fga	pct	ft-fa	pct	off	def	tot	avg	pf	fo	ast	to
2015-16	35-6	403/11.5	35-50	.700	0-0	.000	28-59	.475	45	47	92	2.6	64	0	7	17
2016-17	20-7	305/15.3	37-61	.607	0-0	.000	37-55	.673	33	39	72	3.6	37	0	2	8
TOTAL	55-13	708/12.9	72-111	.649	0-0	.000	65-114	.570	78	86	164	3.0	101	0	9	25

Opponent	Date	gs min		Total		3-Pointers		Free throws		Rebounds				Scoring			
				fg-fga	pct	3fg-fga	pct	ft-fa	pct	off	def	tot	avg	pf	a	t/o	blk
vs FGCU	11/11/16	14	2-2	1.000	0-0	.000	5-5	1.000	1	4	5	5.0	2	1	1	5	0
vs Mercer	11/13/16	15	2-6	.333	0-0	.000	0-1	.000	2	2	4	4.5	3	0	1	1	0
vs St. Bonaventure	11/17/16	14	0-3	.000	0-0	.000	3-4	.750	2	1	3	4.0	1	0	0	3	0
vs Belmont	11/21/16	17	3-5	.600	0-0	.000	1-2	.500	2	2	4	4.0	1	0	0	2	0
vs Seton Hall	11/24/16	10	0-0	.000	0-0	.000	0-0	.000	0	0	0	3.2	3	0	0	1	1
vs Gonzaga	11/25/16	12	1-3	.333	0-0	.000	0-1	.000	1	1	2	3.0	3	0	1	0	1
vs Miami	11/27/16	12	1-1	1.000	0-0	.000	2-2	1.000	0	2	2	2.9	2	0	0	1	0
at North Florida	12/1/16	14	3-4	.750	0-0	.000	2-3	.667	2	1	3	2.9	2	0	0	0	0
vs Duke	12/6/16	11	1-1	1.000	0-0	.000	0-0	.000	1	1	2	2.8	1	0	1	2	1
at Florida State	12/11/16	13	1-3	.333	0-0	.000	2-4	.500	3	4	7	3.2	3	0	1	0	0
vs Charlotte	12/17/16	* 21	3-5	.600	0-0	.000	3-4	.750	2	3	5	3.4	1	0	0	0	1
LITTLE ROCK	12/21/16	* 25	5-5	1.000	0-0	.000	2-3	.667	3	5	8	3.8	1	0	0	1	2
at Arkansas	12/29/16	* 22	4-5	.800	0-0	.000	2-5	.400	4	2	6	3.9	4	0	1	1	1
OLE MISS	1/3/17	* 17	1-2	.500	0-0	.000	2-4	.500	3	2	5	4.0	0	0	0	1	1
TENNESSEE	1/7/17	* 15	1-2	.500	0-0	.000	1-1	1.000	1	1	2	3.9	4	0	0	2	0
at Alabama	1/10/17	* 22	2-3	.667	0-0	.000	4-7	.571	0	4	4	3.9	3	0	0	2	0
GEORGIA	1/14/17	* 12	1-2	.500	0-0	.000	0-0	.000	1	2	3	3.8	1	0	0	0	0
at South Carolina	1/18/17	15	2-3	.667	0-0	.000	2-2	1.000	1	1	2	3.7	1	0	0	1	1
VANDERBILT	1/21/17	7	1-3	.333	0-0	.000	0-0	.000	3	0	3	3.7	0	0	0	1	0
at LSU	01/25/17	17	3-3	1.000	0-0	.000	6-7	.857	1	1	2	3.6	1	1	2	3	1
Totals		7	305	37-61	.607	0-0	.000	37-55	.673	33	39	72	3.6	37	2	8	27

Games played: 20  
Minutes/game: 15.3  
Points/game: 5.6  
FG Pct: 60.7  
FT Pct: 67.3

Rebounds/game: 3.6  
Assists/game: 0.1  
Turnovers/game: 0.4  
Assist/turnover ratio: 0.3  
Steals/game: 0.5  
Blocks/game: 1.4

## Hayes Game Highs

Points	
2016-17	12, 2x, last at LSU (1/25/17)
Career	14, 2x, last at GW (3/23/16)

Rebounds	
2016-17/Career	8, vs. Little Rock (12/21/16)

Field Goals	
2016-17	5, vs. Little Rock (12/21/16)
Career	6, at G. Washington (3/23/16)

Field Goal Attempts	
2016-17	6, 2x, last vs. Belmont (11/21/16)
Career	7, at G. Washington (3/23/16)

3-Point Field Goals	
2016-17/Career	---

3-Point FG Attempts	
2016-17/Career	---

Free Throws	
2016-17/Career	6, at LSU (1/25/17)

Free Throw Attempts	
2016-17/Career	7, 2x, last at LSU (1/25/17)

Assists	
2016-17	1, 2x, last at LSU (1/25/17)
Career	2, at UNF (3/15/16)

Steals	
2016-17	2, vs. Little Rock (12/21/16)
Career	2, 3x, last vs. UALR (12/21/16)

Blocked Shots	
2016-17/Career	5, vs. FGCU (11/11/16)

Minutes Played	
2016-17	25, vs. Little Rock (12/21/16)
Career	34, at G. Washington (3/23/16)

# #2 ERIC HESTER

FRESHMAN | G | 6-3 | 167 | CLEARWATER, FLA. | OLDSMAR CHRISTIAN

## Overview

- The first high school players to commit to UF under head coach Mike White.
- A long guard who boasts a 6-foot-10 wingspan and the motor to be an elite defender.
- Named a top-100 player in USA Today's composite rankings.
- Rated a four-star prospect by Rivals and 247 Sports and a three-star recruit by ESPN and Scout.

## 2016-17 Highlights

- Combo guard who will look to get minutes in the Gators' deep and experienced backcourt.
- Eric Hester's five 3-pointers without a miss were the most since Walter Hodge (5, 12/20/06 vs. Stetson), the most by a freshman since Matt Walsh (7, 12/28/02 vs. Bethune-Cookman) and the most in a regular season SEC game since Greg Stolt (5, 1/14/98 at Arkansas). It was the first by a freshman in an SEC game in research back to 1996-97.
- Hester's 16 points in that game eclipsed his career total of 14 entering the game.



Season	gp-gs		min/avg		Total fg-fga		3-Point fg-fga		F-Throws ft-fla		Rebounds				Scoring			
					fg-fga	pct	fg-fga	pct	ft-fla	pct	off	def	tot	avg	pf	fo	ast	to
2016-17	11-0		67/6.1		10-15	.667	8-13	.615	2-4	.500	0	5	5	0.5	10	0	6	2
TOTAL	11-0		67/6.1		10-15	.667	8-13	.615	2-4	.500	0	5	5	0.5	10	0	6	2

## Hester Game Highs

### Points

2016-17/Career 16, at LSU (1/25/17)

### Rebounds

2016-17/Career 3, at LSU (1/25/17)

### Field Goals

2016-17/Career 5, at LSU (1/25/17)

### Field Goal Attempts

2016-17/Career 5, 2x, last at LSU (1/25/17)

### 3-Point Field Goals

2016-17/Career 5, at LSU (1/25/17)

### 3-Point FG Attempts

2016-17/Career 5, at LSU (1/25/17)

### Free Throws

2016-17/Career 1, 2x, last at LSU (1/25/17)

### Free Throw Attempts

2016-17/Career 2, 2x, last at LSU (1/25/17)

### Assists

2016-17/Career 4, at LSU (1/25/17)

### Steals

2016-17/Career 2, at LSU (1/25/17)

### Blocked Shots

2016-17/Career ---

### Minutes Played

2016-17/Career 17, at LSU (1/25/17)

Opponent	Date	gs min		Total fg-fga		3-Pointers 3fg-fga		Free throws ft-fla		Rebounds				pf	a	t/o	blk	stl	pts	avg
				fg-fga	pct	3fg-fga	pct	ft-fla	pct	off	def	tot	avg							
vs FGCU	11/11/16	2		0-1	.000	0-1	.000	0-0	.000	0	1	1	1.0	0	0	0	0	1	0	0.0
vs Mercer	11/13/16	3		0-1	.000	0-1	.000	1-2	.500	0	0	0	0.5	0	0	0	0	0	1	0.5
vs St. Bonaventure	11/17/16	dnp		-	-	-	-	-	-	-	-	-	-	-	-	-	-	-	-	-
vs Belmont	11/21/16	3		0-1	.000	0-1	.000	0-0	.000	0	0	0	0.3	1	0	1	0	1	0	0.3
vs Seton Hall	11/24/16	dnp		-	-	-	-	-	-	-	-	-	-	-	-	-	-	-	-	-
vs Gonzaga	11/25/16	dnp		-	-	-	-	-	-	-	-	-	-	-	-	-	-	-	-	-
vs Miami	11/27/16	3		0-0	.000	0-0	.000	0-0	.000	0	0	0	0.3	0	0	0	0	0	0	0.3
at North Florida	12/1/16	11		1-1	1.000	1-1	1.000	0-0	.000	0	0	0	0.2	2	1	0	0	0	3	0.8
vs Duke	12/6/16	dnp		-	-	-	-	-	-	-	-	-	-	-	-	-	-	-	-	-
at Florida State	12/11/16	2		0-0	.000	0-0	.000	0-0	.000	0	0	0	0.2	0	0	0	0	0	0	0.7
vs Charlotte	12/17/16	14		3-5	.600	1-3	.333	0-0	.000	0	0	0	0.1	3	1	1	0	1	7	1.6
LITTLE ROCK	12/21/16	8		1-1	1.000	1-1	1.000	0-0	.000	0	1	1	0.3	1	0	0	0	0	3	1.8
at Arkansas	12/29/16	dnp		-	-	-	-	-	-	-	-	-	-	-	-	-	-	-	-	-
OLE MISS	1/3/17	dnp		-	-	-	-	-	-	-	-	-	-	-	-	-	-	-	-	-
TENNESSEE	1/7/17	dnp		-	-	-	-	-	-	-	-	-	-	-	-	-	-	-	-	-
at Alabama	1/10/17	dnp		-	-	-	-	-	-	-	-	-	-	-	-	-	-	-	-	-
GEORGIA	1/14/17	3		0-0	.000	0-0	.000	0-0	.000	0	0	0	0.2	0	0	0	0	0	0	1.6
at South Carolina	1/18/17	1		0-0	.000	0-0	.000	0-0	.000	0	0	0	0.2	0	0	0	0	0	0	1.4
VANDERBILT	1/21/17	dnp		-	-	-	-	-	-	-	-	-	-	-	-	-	-	-	-	-
at LSU	01/25/17	17		5-5	1.000	5-5	1.000	1-2	.500	0	3	3	0.5	3	4	0	0	2	16	2.7
Totals		0	67	10-15	.667	8-13	.615	2-4	.500	0	5	5	0.5	10	6	2	0	5	30	2.7

Games played: 11  
Minutes/game: 6.1  
Points/game: 2.7  
FG Pct: 66.7  
3FG Pct: 61.5  
FT Pct: 50.0

Rebounds/game: 0.5  
Assists/game: 0.5  
Turnovers/game: 0.2  
Assist/turnover ratio: 3.0  
Steals/game: 0.5

# #0 KASEY HILL


JUNIOR | G | 6-1 | 180 | UMATILLA, FLA. | MONTVERDE ACADEMY

## Overview

- Has three career 10-assist games and three games with at least eight assists and one turnover or fewer.
- Has the potential to move into the top five all-time on UF's career assists list.
- Especially dangerous in transition and open-floor situations, Hill is an outstanding athlete with the ability to play above the rim.
- 2013 McDonald's All-American.

## 2016-17 Highlights

- The lone four-year senior on the team, Hill projects to tag-team point guard duties with Chris Chiozza.
- Posted his first career double-double with 11 points and 11 assists vs. Little Rock.
- Became the first Gator since Nick Calathes (3/21/08 vs. Creighton to post 5+ points, rebounds, assists and steals in a game with 8 points, 5 rebounds, 5 assists and a career-best six steals vs. Ole Miss.



			Total		3-Point		F-Throws		Rebounds											Scoring	
Season	gp-gs	min/avg	fg-fga	pct	fg-fga	pct	ft-fa	pct	off	def	tot	avg	pf	fo	ast	to	blk	stl	pts	avg	
2013-14	32-8	703/22.0	57-140	.407	5-35	.143	57-86	.663	9	54	63	2.0	67	2	100	50	5	37	176	5.5	
2014-15	33-32	1000/30.3	89-235	.379	8-29	.276	50-95	.526	13	64	77	2.3	66	1	149	72	8	32	236	7.2	
2015-16	36-17	858/23.8	118-302	.391	19-64	.297	71-132	.538	12	74	86	2.4	87	2	120	72	11	53	326	9.1	
2016-17	20-20	580/29.0	67-159	.421	4-22	.182	45-70	.643	10	44	54	2.7	42	2	95	60	3	39	183	9.2	
TOTAL	121-77	3141/26.0	331-836	.396	36-150	.240	223-383	.582	44	236	280	2.3	262	7	464	254	27	161	921	7.6	

				Total		3-Pointers		Free throws		Rebounds											
Opponent	Date	gs	min	fg-fga	pct	3fg-fga	pct	ft-fa	pct	off	def	tot	avg	pf	a	t/o	blk	stl	pts	avg	
vs FGCU	11/11/16	*	30	4-5	.800	0-0	.000	3-4	.750	0	3	3	3.0	1	4	1	0	2	11	11.0	
vs Mercer	11/13/16	*	26	1-6	.167	0-4	.000	4-6	.667	0	3	3	3.0	2	2	2	0	0	6	8.5	
vs St. Bonaventure	11/17/16	*	32	1-5	.200	0-0	.000	2-4	.500	1	1	2	2.7	1	4	5	0	0	4	7.0	
vs Belmont	11/21/16	*	25	2-11	.182	1-3	.333	0-0	.000	0	1	1	2.3	3	5	1	0	3	5	6.5	
vs Seton Hall	11/24/16	*	23	3-6	.500	0-1	.000	0-0	.000	1	1	2	2.2	5	2	5	1	0	6	6.4	
vs Gonzaga	11/25/16	*	32	1-4	.250	0-0	.000	6-6	1.000	1	3	4	2.5	3	7	2	1	2	8	6.7	
vs Miami	11/27/16	*	31	4-7	.571	0-0	.000	8-10	.800	0	2	2	2.4	1	3	1	0	2	16	8.0	
at North Florida	12/1/16	*	20	2-5	.400	0-1	.000	1-1	1.000	0	2	2	2.4	2	5	4	0	2	5	7.6	
vs Duke	12/6/16	*	34	4-11	.364	0-0	.000	5-7	.714	2	5	7	2.9	4	6	2	1	0	13	8.2	
at Florida State	12/11/16	*	36	10-15	.667	1-2	.500	0-0	.000	0	3	3	2.9	2	3	5	0	2	21	9.5	
vs Charlotte	12/17/16	*	20	3-10	.300	0-2	.000	0-1	.000	2	2	4	3.0	1	5	2	0	2	6	9.2	
LITTLE ROCK	12/21/16	*	27	5-7	.714	1-3	.333	0-1	.000	1	1	2	2.9	1	11	4	0	3	11	9.3	
at Arkansas	12/29/16	*	33	4-12	.333	0-0	.000	2-5	.400	0	2	2	2.8	1	6	4	0	1	10	9.4	
OLE MISS	1/3/17	*	31	4-9	.444	0-1	.000	0-4	.000	1	4	5	3.0	2	5	5	0	6	8	9.3	
TENNESSEE	1/7/17	*	29	3-6	.500	1-1	1.000	0-0	.000	0	2	2	2.9	3	7	2	0	1	7	9.1	
at Alabama	1/10/17	*	35	4-10	.400	0-1	.000	5-6	.833	1	4	5	3.1	0	4	3	0	5	13	9.4	
GEORGIA	1/14/17	*	33	2-8	.250	0-2	.000	7-10	.700	0	0	0	2.9	2	4	2	0	1	11	9.5	
at South Carolina	1/18/17	*	26	5-8	.625	0-0	.000	1-3	.333	0	1	1	2.8	5	2	3	0	4	11	9.6	
VANDERBILT	1/21/17	*	31	2-6	.333	0-1	.000	1-2	.500	0	2	2	2.7	0	7	4	0	2	5	9.3	
at LSU	01/25/17	*	26	3-8	.375	0-0	.000	0-0	.000	0	2	2	2.7	3	3	3	0	1	6	9.2	
Totals		20	580	67-159	.421	4-22	.182	45-70	.643	10	44	54	2.7	42	95	60	3	39	183	9.2	

Games played: 20  
Minutes/game: 29.0  
Points/game: 9.2  
FG Pct: 42.1  
3FG Pct: 18.2  
FT Pct: 64.3

Rebounds/game: 2.7  
Assists/game: 4.8  
Turnovers/game: 3.0  
Assist/turnover ratio: 1.6  
Steals/game: 2.0  
Blocks/game: 0.2

## Hill Game Highs

<b>Points</b>	2016-17/Career	21, at Florida State (12/11/16)
<b>Rebounds</b>	2016-17	7, vs. Duke (12/6/16)
	Career	8, vs. Arkansas (1/31/15)
<b>Field Goals</b>	2016-17/Career	10, at Florida State (12/11/16)
<b>Field Goal Attempts</b>	2016-17	15, at Florida State (12/11/16)
	Career	18, at G. Washington (3/23/16)
<b>3-Point Field Goals</b>	2016-17	1, 3x, last vs. Tennessee (1/7/17)
	Career	2, 5x, last at UNF (3/15/16)
<b>3-Point FG Attempts</b>	2016-17	4, vs. Mercer (11/13/16)
	Career	5, 2x, last at Missouri (3/5/16)
<b>Free Throws</b>	2016-17	8, vs. Miami (11/27/16)
	Career	10, vs. UNC (11/28/14)
<b>Free Throw Attempts</b>	2016-17	10, 2x, last vs. Georgia (1/14/17)
	Career	16, vs. Georgia (1/2/16)
<b>Assists</b>	2016-17/Career	11, vs. Little Rock (12/21/16)
<b>Steals</b>	2016-17/Career	6, vs. Ole Miss (1/3/17)
<b>Blocked Shots</b>	2016-17	1, 3x, last vs. Duke (12/6/16)
	Career	2, 2x, last vs. Arkansas (2/3/16)
<b>Minutes Played</b>	2016-17	36, at Florida State (12/11/16)
	Career	37, 3x, last at LSU (2/21/15)



#23 JUSTIN LEON

SENIOR | F | 6-8 | 206 | CONWAY, ARK. | SHAWNEE (ILL.) C.C.

Overview

- Moved into the starting lineup at the beginning of SEC play due to his max-effort style of play, ultimately starting 11 games in his first season at UF.
- Had a monster game against LSU, scoring 14 points and grabbing a team-high nine rebounds. Leon also spent most of the game guarding Ben Simmons.
- A junkyard dog, hustle player, who has developed the ability to knock down spot-up 3s at a high percentage.
- The first Mike White recruit to suit up for the Gators.

2016-17 Highlights

- Starter at the 4 with the ability to play the 3, as well, after playing the 3 as a junior with Dorian Finney-Smith taking most of the minutes at the 4.
- Led UF and posted a career best with 19 points in the win vs. Tennessee.
- Has four games with three 3-pointers, including SEC wins vs. Tennessee and at LSU.



Season	gp-gs		Total		3-Point		F-Throws		Rebounds				Scoring			
			fg-fga	pct	fg-fga	pct	ft-fla	pct	off	def	tot	avg	pf	fo	ast	to
2015-16	34-11	507/14.9	72-146	.493	25-67	.373	12-26	.462	46	61	107	3.1	52	0	11	21
2016-17	20-20	411/20.6	45-102	.441	25-59	.424	20-25	.800	24	41	65	3.3	45	0	8	12
TOTAL	54-31	918/17.0	117-248	.472	50-126	.397	32-51	.627	70	102	172	3.2	97	0	19	33

Opponent	Date	gs min		Total		3-Pointers		Free throws		Rebounds				Field Goals			
				fg-fga	pct	3fg-fga	pct	ft-fla	pct	off	def	tot	avg	pf	a	t/o	blk
vs FGCU	11/11/16	*	19	3-8	.375	2-3	.667	0-0	.000	0	3	3	3.0	3	0	1	0
vs Mercer	11/13/16	*	24	6-10	.600	3-5	.600	2-2	1.000	3	2	5	4.0	1	1	1	0
vs St. Bonaventure	11/17/16	*	29	2-5	.400	2-5	.400	0-2	.000	1	2	3	3.7	3	0	1	1
vs Belmont	11/21/16	*	20	0-1	.000	0-0	.000	0-0	.000	2	3	5	4.0	3	1	0	0
vs Seton Hall	11/24/16	*	29	3-6	.500	1-3	.333	0-1	.000	4	3	7	4.6	2	0	2	0
vs Gonzaga	11/25/16	*	20	2-4	.500	1-3	.333	0-0	.000	3	1	4	4.5	2	0	0	0
vs Miami	11/27/16	*	9	2-2	1.000	0-0	.000	0-0	.000	0	2	2	4.1	4	0	1	0
at North Florida	12/1/16	*	17	3-6	.500	3-5	.600	4-4	1.000	1	0	1	3.8	1	0	0	0
vs Duke	12/6/16	*	23	3-4	.750	1-2	.500	0-0	.000	1	2	3	3.7	3	1	0	0
at Florida State	12/11/16	*	21	3-3	1.000	1-1	1.000	0-2	.000	0	1	1	3.4	1	1	0	1
vs Charlotte	12/17/16	*	18	1-3	.333	0-1	.000	2-2	1.000	2	4	6	3.6	2	1	0	0
LITTLE ROCK	12/21/16	*	21	0-4	.000	0-3	.000	0-0	.000	0	0	0	3.3	2	0	1	1
at Arkansas	12/29/16	*	25	2-5	.400	2-4	.500	0-0	.000	2	2	4	3.4	0	0	1	1
OLE MISS	1/3/17	*	18	2-8	.250	1-5	.200	0-0	.000	0	1	1	3.2	2	0	0	0
TENNESSEE	1/7/17	*	33	5-6	.833	3-4	.750	6-6	1.000	2	4	6	3.4	1	0	0	2
at Alabama	1/10/17	*	13	1-5	.200	0-2	.000	2-2	1.000	0	0	0	3.2	2	0	0	0
GEORGIA	1/14/17	*	13	1-5	.200	0-2	.000	0-0	.000	0	1	1	3.1	3	0	1	0
at South Carolina	1/18/17	*	11	0-4	.000	0-2	.000	0-0	.000	1	2	3	3.1	4	1	0	0
VANDERBILT	1/21/17	*	29	2-5	.400	2-3	.667	0-0	.000	2	4	6	3.2	4	2	1	2
at LSU	01/25/17	*	19	4-8	.500	3-6	.500	4-4	1.000	0	4	4	3.3	2	0	2	0
Totals			20	411	45-102	.441	25-59	.424	20-25	.800	24	41	65	3.3	45	8	12

Games played: 20  
Minutes/game: 20.6  
Points/game: 6.8  
FG Pct: 44.1  
3FG Pct: 42.4  
FT Pct: 80.0

Rebounds/game: 3.3  
Assists/game: 0.4  
Turnovers/game: 0.6  
Assist/turnover ratio: 0.7  
Steals/game: 0.4  
Blocks/game: 0.3

Leon Game Highs

Points	2016-17/Career	19, vs. Tennessee (1/7/17)
Rebounds	2016-17	7, vs. Seton Hall (11/24/16)
	Career	9, vs. LSU (1/9/16)
Field Goals	2016-17	6, vs. Mercer (11/13/16)
	Career	7, at Texas A&M (1/12/16)
Field Goal Attempts	2016-17	10, vs. Mercer (11/13/16)
	Career	11, vs. Alabama (2/13/16)
3-Point Field Goals	2016-17	3, 4x, last at LSU (1/25/17)
	Career	3, 6x, last at LSU (1/25/17)
3-Point FG Attempts	2016-17/Career	6, at LSU (1/25/17)
Free Throws	2016-17/Career	6, vs. Tennessee (1/7/17)
Free Throw Attempts	2016-17/Career	6, vs. Tennessee (1/7/17)
Assists	2016-17	2, vs. Vanderbilt (1/21/17)
	Career	3, 2x, last at UNF (3/15/16)
Steals	2016-17/Career	2, vs. Tennessee (1/7/17)
Blocked Shots	2016-17/Career	2, vs. Vanderbilt (1/21/17)
Minutes Played	2016-17/Career	33, vs. Tennessee (1/7/17)

# #32 SCHUYLER RIMMER

SENIOR | C | 6-10 | 249 | ORLANDO, FLA. | STANFORD

## Overview

- Provided additional frontcourt depth off the bench for the Gators, including 21 critical minutes in the win vs. ninth-ranked West Virginia.
- Mid-year transfer from Stanford in 2014-15, given a waiver to compete at the beginning of the 2015-16 season.
- Big man who is most at home in the post, but also has a mid-range jump shot.

## 2016-17 Highlights

- Will again serve as a post reserve as the team's lone walk-on this season.
- Played 16 critical minutes in the Gators' win vs. Tennessee as both Hayes and Egbunu got into foul trouble. Rimmer was so effective that rather than re-inserting either of the other post players, Rimmer closed the game and finished with a +/- of +15, second-highest on the team.
- His first three field goals made this season were and-1 opportunities, and Rimmer has converted all three.



Season	gp-gs	min/avg	Total		3-Point		F-Throws		Rebounds				Scoring			
			fg-fga	pct	fg-fga	pct	ft-fla	pct	off	def	tot	avg	pf	fo	ast	to
2013-14*	14-0	69/4.9	3-9	.333	0-0	.000	1-7	.143	1	8	9	0.6	11	0	0	5
2014-15*	2-0	6/3.0	0-0	.000	0-0	.000	1-2	.500	1	2	3	1.5	0	0	0	0
2015-16	25-0	162/6.5	13-30	.433	1-1	1.000	9-10	.900	10	20	30	1.2	25	0	3	7
2016-17	11-0	61/5.5	6-11	.545	0-1	.000	4-7	.571	4	8	12	1.1	11	0	1	3
TOTAL	36-0	223/6.2	19-41	.463	1-2	.500	13-17	.765	14	28	42	1.2	36	0	4	10
All*	52-0	298/5.7	22-50	.440	1-2	.500	15-26	.577	16	38	54	1.0	47	0	4	15

Opponent	Date	gs	min	Total		3-Pointers		Free throws		Rebounds				pf	a	t/o	blk	stl	pts	avg
				fg-fga	pct	3fg-fga	pct	ft-fla	pct	off	def	tot	avg							
vs FGCU	11/11/16	2	0-0	.000	0-0	.000	0-0	.000	0-0	0	0	0	0.0	1	0	0	0	0	0	0.0
vs Mercer	11/13/16	2	1-1	1.000	0-0	.000	1-1	1.000	0	0	0	0.0	1	0	1	1	0	3	1.5	
vs St. Bonaventure	11/17/16	dnp	-	-	-	-	-	-	-	-	-	-	-	-	-	-	-	-	-	-
vs Belmont	11/21/16	2	0-1	.000	0-1	.000	0-0	.000	0	1	1	0.3	0	0	0	0	0	0	1.0	
vs Seton Hall	11/24/16	dnp	-	-	-	-	-	-	-	-	-	-	-	-	-	-	-	-	-	-
vs Gonzaga	11/25/16	dnp	-	-	-	-	-	-	-	-	-	-	-	-	-	-	-	-	-	-
vs Miami	11/27/16	dnp	-	-	-	-	-	-	-	-	-	-	-	-	-	-	-	-	-	-
at North Florida	12/1/16	3	0-0	.000	0-0	.000	0-0	.000	0	1	1	0.5	0	0	0	0	0	0	0.8	
vs Duke	12/6/16	dnp	-	-	-	-	-	-	-	-	-	-	-	-	-	-	-	-	-	-
at Florida State	12/11/16	dnp	-	-	-	-	-	-	-	-	-	-	-	-	-	-	-	-	-	-
vs Charlotte	12/17/16	12	1-1	1.000	0-0	.000	1-3	.333	1	3	4	1.2	2	0	0	2	0	3	1.2	
LITTLE ROCK	12/21/16	11	1-1	1.000	0-0	.000	1-1	1.000	1	0	1	1.2	1	1	0	0	0	3	1.5	
at Arkansas	12/29/16	2	0-0	.000	0-0	.000	0-0	.000	0	0	0	1.0	0	0	0	0	0	0	1.3	
OLE MISS	1/3/17	dnp	-	-	-	-	-	-	-	-	-	-	-	-	-	-	-	-	-	-
TENNESSEE	1/7/17	16	1-2	.500	0-0	.000	1-2	.500	1	2	3	1.3	2	0	0	0	1	3	1.5	
at Alabama	1/10/17	dnp	-	-	-	-	-	-	-	-	-	-	-	-	-	-	-	-	-	-
GEORGIA	1/14/17	4	0-1	.000	0-0	.000	0-0	.000	1	0	1	1.2	1	0	0	0	0	0	1.3	
at South Carolina	1/18/17	3	1-2	.500	0-0	.000	0-0	.000	0	0	0	1.1	1	0	2	1	0	2	1.4	
VANDERBILT	1/21/17	dnp	-	-	-	-	-	-	-	-	-	-	-	-	-	-	-	-	-	-
at LSU	01/25/17	4	1-2	.500	0-0	.000	0-0	.000	0	1	1	1.1	2	0	0	0	0	2	1.5	
Totals		0	61	6-11	.545	0-1	.000	4-7	.571	4	8	12	1.1	11	1	3	4	1	16	1.5

Games played: 11  
Minutes/game: 5.5  
Points/game: 1.5  
FG Pct: 54.5  
3FG Pct: 0.0  
FT Pct: 57.1

Rebounds/game: 1.1  
Assists/game: 0.1  
Turnovers/game: 0.3  
Assist/turnover ratio: 0.3  
Steals/game: 0.1  
Blocks/game: 0.4

## Rimmer Game Highs

**Points**  
2016-17 3, 4x, last vs. Tennessee (1/7/17)  
UF/Career 9, vs. N. Carolina A&T (11/16/15)

**Rebounds**  
2016-17 4, vs. Charlotte (12/17/16)  
UF/Career 6, vs. West Virginia (1/30/16)

**Field Goals**  
2016-17 1, 6x, last at LSU (1/25/17)  
UF/Career 4, vs. N. Carolina A&T (11/16/15)

**Field Goal Attempts**  
2016-17 2, 2x, last at LSU (1/25/17)  
UF/Career 6, vs. N. Carolina A&T (11/16/15)

**3-Point Field Goals**  
2016-17 ---  
UF/Career 1, vs. N. Carolina A&T (11/16/15)

**3-Point FG Attempts**  
2016-17 1, vs. Belmont (11/21/16)  
UF/Career 1, 2x, last vs. Belmont (11/21/16)

**Free Throws**  
2016-17 1, 4x, last vs. Tennessee (1/7/17)  
UF/Career 2, 4x, last vs. West Va. (1/30/16)

**Free Throw Attempts**  
2016-17/UF/Career 3, vs. Charlotte (12/17/16)

**Assists**  
2016-17 1, vs. Little Rock (12/21/16)  
UF/Career 1, 4x, last vs. UALR (12/21/16)

**Steals**  
2016-17/UF/Career 1, vs. Tennessee (1/7/17)

**Blocked Shots**  
2016-17/UF/Career 2, vs. Charlotte (12/17/16)

**Minutes Played**  
2016-17 16, vs. Tennessee (1/7/17)  
UF/Career 21, vs. West Virginia (1/30/16)

*Note: Career highs before 2015 from Stanford.*

#1 DEVIN ROBINSON

JUNIOR | F | 6-8 | 200 | CHESTERFIELD, VA. | CHRISTCHURCH SCHOOL

Overview

- Noted by head coach Mike White as one of the Gators’ most improved players of 2015-16 with plenty of room for further growth.
- Has shown flashes of the ability to be a standout SEC player, but looks to add consistency.
- Named to the 2015 SEC All-Freshman team.
- Robinson brings length to the wing, with the ability to put the ball on the floor or pull up for a 3-pointer.
- Playmaker who can cause matchup problems at the 3 position due to his size and at the 4 due to his athleticism .

2016-17 Highlights

- Looks to take more leadership and develop consistency as one of the top-performing upperclassmen on the team.
- Talled a team-high 21 points in the opening of Exactech Arena on 7-for-11 shooting, including 4-for-5 from 3-point range.
- Scored the Gators’ first nine points of the game en route to a career-best 18 as Florida came up just short against 11th-ranked Gonzaga.



Season	gp-gs		min/avg		Total		3-Point		F-Throws		Rebounds				Scoring						
	fg-fga	pct	fg-fga	pct	fg-fga	pct	ft-fla	pct	off	def	tot	avg	pf	fo	ast	to	blk	stl	pts	avg	
2014-15	33-17	628/19.0	78-194	.402	21-82	.256	35-55	.636	27	65	92	2.8	57	2	23	31	13	17	212	6.4	
2015-16	36-18	832/23.1	114-249	.458	36-106	.340	59-78	.756	61	140	201	5.6	87	3	17	29	21	18	323	9.0	
2016-17	20-20	504/25.2	84-165	.509	19-54	.352	51-65	.785	35	76	111	5.6	46	3	14	21	14	20	238	11.9	
TOTAL	89-55	1964/22.1	276-608	.454	76-242	.314	145-198	.732	123	281	404	4.5	190	8	54	81	48	55	773	8.7	

Opponent	Date	gs	min	Total		3-Pointers		Free throws		Rebounds				pf	a	t/o	blk	stl	pts	avg	
				fg-fga	pct	3fg-fga	pct	ft-fla	pct	off	def	tot	avg								
vs FGCU	11/11/16	*	24	4-7	.571	2-2	1.000	4-4	1.000	2	4	6	6.0	2	0	1	2	3	14	14.0	
vs Mercer	11/13/16	*	32	4-9	.444	1-3	.333	3-3	1.000	4	5	9	7.5	2	1	2	0	2	12	13.0	
vs St. Bonaventure	11/17/16	*	25	6-6	1.000	1-1	1.000	1-3	.333	4	3	7	7.3	3	1	1	0	1	14	13.3	
vs Belmont	11/21/16	*	26	4-9	.444	1-5	.200	2-2	1.000	0	4	4	6.5	2	2	2	0	0	11	12.8	
vs Seton Hall	11/24/16	*	11	2-2	1.000	0-0	.000	1-1	1.000	0	3	3	5.8	5	1	0	0	0	5	11.2	
vs Gonzaga	11/25/16	*	34	6-13	.462	0-3	.000	6-6	1.000	1	4	5	5.7	0	0	0	1	1	18	12.3	
vs Miami	11/27/16	*	30	5-9	.556	0-2	.000	0-0	.000	1	4	5	5.6	0	1	1	3	2	10	12.0	
at North Florida	12/1/16	*	21	3-7	.429	0-2	.000	4-7	.571	1	5	6	5.6	0	0	2	0	0	10	11.8	
vs Duke	12/6/16	*	31	3-7	.429	1-1	1.000	4-4	1.000	2	2	4	5.4	3	1	0	1	2	11	11.7	
at Florida State	12/11/16	*	16	2-5	.400	0-1	.000	4-5	.800	2	3	5	5.4	5	0	0	0	1	8	11.3	
vs Charlotte	12/17/16	*	20	5-6	.833	1-1	1.000	4-6	.667	3	6	9	5.7	2	1	0	0	1	15	11.6	
LITTLE ROCK	12/21/16	*	26	7-11	.636	4-5	.800	3-4	.750	2	5	7	5.8	1	2	1	0	0	21	12.4	
at Arkansas	12/29/16	*	31	6-11	.545	0-5	.000	5-7	.714	1	6	7	5.9	3	0	1	3	1	17	12.8	
OLE MISS	1/3/17	*	30	3-8	.375	1-3	.333	4-4	1.000	0	0	0	5.5	4	0	0	0	1	11	12.6	
TENNESSEE	1/7/17	*	14	2-7	.286	0-2	.000	0-0	.000	1	1	2	5.3	0	0	4	0	0	4	12.1	
at Alabama	1/10/17	*	29	3-8	.375	0-2	.000	2-3	.667	1	5	6	5.3	3	0	1	1	2	8	11.8	
GEORGIA	1/14/17	*	19	1-5	.200	1-3	.333	2-2	1.000	0	2	2	5.1	2	2	2	0	0	5	11.4	
at South Carolina	1/18/17	*	31	4-11	.364	0-2	.000	0-2	.000	5	5	10	5.4	1	0	2	1	1	8	11.2	
VANDERBILT	1/21/17	*	29	5-9	.556	1-3	.333	1-1	1.000	3	3	6	5.4	5	0	0	1	2	12	11.3	
at LSU	01/25/17	*	25	9-15	.600	5-8	.625	1-1	1.000	2	6	8	5.6	3	2	1	1	0	24	11.9	
Totals			20	504	84-165	.509	19-54	.352	51-65	.785	35	76	111	5.6	46	14	21	14	20	238	11.9

Games played: 20  
Minutes/game: 25.2  
Points/game: 11.9  
FG Pct: 50.9  
3FG Pct: 35.2  
FT Pct: 78.5

Rebounds/game: 5.6  
Assists/game: 0.7  
Turnovers/game: 1.1  
Assist/turnover ratio: 0.7  
Steals/game: 1.0  
Blocks/game: 0.7

Robinson Game Highs

Points	
2016-17/Career	24, at LSU (1/25/17)
Rebounds	
2016-17	10, at South Carolina (1/18/17)
Career	13, vs. Richmond (12/1/15)
Field Goals	
2016-17/Career	9, at LSU (1/25/17)
Field Goal Attempts	
2016-17/Career	15, at LSU (1/25/17)
3-Point Field Goals	
2016-17/Career	5, at LSU (1/25/17)
3-Point Attempts	
2016-17/Career	8, at LSU (1/25/17)
Free Throws	
2016-17/Career	6, vs. Gonzaga (11/25/16)
Free Throw Attempts	
2016-17/Career	7, 2x, last at Arkansas (12/29/16)
Assists	
2016-17	2, 4x, last at LSU (1/25/17)
Career	3, 4x, last at Ohio State (3/20/16)
Steals	
2016-17	3, vs. FGCU (11/11/16)
Career	4, at LSU (2/27/16)
Blocked Shots	
2016-17	3, 2x, last at Arkansas (12/29/16)
Career	3, 3x, last at Arkansas (12/29/16)
Minutes Played	
2016-17	34, vs. Gonzaga (11/25/16)
Career	40, at South Carolina (2/20/16)



# #25 KEITH STONE

FRESHMAN (R) | F | 6-8 | 240 | DEERFIELD BEACH, FLA. | ZION LUTHERAN

## Overview

- Strong wing player with the size and strength to compete on the interior.
- Rated a four-star prospect by ESPN and a three-star by Rivals.
- ESPN.com bottom line: "Stone is a combination forward that is a tough cover. He can make plays from almost anywhere inside the arc. Stone is just scratching the surface of how good he can become. When Stone is locked in and competing he has a high major game to go along with his terrific scoring package."

## 2016-17 Highlights

- Scored a career-high 17 points in the overtime win vs. Georgia, including a critical 3-pointer early in the extra session that put the Gators ahead for good.
- Broke out in a major way in the win against Miami, coming off the bench for 15 points and eight rebounds.
- Led the Gators with 14 points in the road win at Alabama, including a 3-for-3 night beyond the arc.



Season	gp-gs	min/avg	Total		3-Point		F-Throws		Rebounds				Scoring			
			fg-fga	pct	fg-fga	pct	ft-fa	pct	off	def	tot	avg	pts	avg	pts	avg
2016-17	20-0	276/13.8	30-69	.435	12-32	.375	19-29	.655	18	24	42	2.1	28	0	12	12
TOTAL	20-0	276/13.8	30-69	.435	12-32	.375	19-29	.655	18	24	42	2.1	28	0	12	12

Opponent	Date	gs	min	Total		3-Pointers		Free throws		Rebounds				pf	a	t/o	blk	stl	pts	avg
				fg-fga	pct	3fg-fga	pct	ft-fa	pct	off	def	tot	avg							
vs FGCU	11/11/16	8	0-3	.000	0-1	.000	0-0	.000	1	1	2	2.0	1	0	1	1	0	0	0.0	
vs Mercer	11/13/16	11	0-3	.000	0-1	.000	2-2	1.000	1	2	3	2.5	1	3	1	0	0	2	1.0	
vs St. Bonaventure	11/17/16	2	0-1	.000	0-0	.000	0-0	.000	0	0	0	1.7	0	0	0	0	0	0	0.7	
vs Belmont	11/21/16	16	2-4	.500	0-1	.000	0-0	.000	0	1	1	1.5	1	2	0	1	0	4	1.5	
vs Seton Hall	11/24/16	6	0-2	.000	0-2	.000	0-0	.000	0	0	0	1.2	1	0	0	0	0	0	1.2	
vs Gonzaga	11/25/16	4	0-2	.000	0-1	.000	0-0	.000	0	0	0	1.0	0	0	1	0	0	0	1.0	
vs Miami	11/27/16	25	5-8	.625	2-2	1.000	3-4	.750	4	4	8	2.0	1	0	1	1	1	15	3.0	
at North Florida	12/1/16	17	2-2	1.000	1-1	1.000	3-4	.750	1	0	1	1.9	1	1	2	0	0	8	3.6	
vs Duke	12/6/16	12	1-5	.200	1-2	.500	0-0	.000	0	1	1	1.8	1	0	1	0	1	3	3.6	
at Florida State	12/11/16	17	1-2	.500	0-1	.000	0-0	.000	1	2	3	1.9	2	0	0	0	0	2	3.4	
vs Charlotte	12/17/16	19	4-5	.800	0-0	.000	2-2	1.000	2	2	4	2.1	1	0	1	2	0	10	4.0	
LITTLE ROCK	12/21/16	18	2-2	1.000	1-1	1.000	0-0	.000	0	2	2	2.1	2	0	2	0	1	5	4.1	
at Arkansas	12/29/16	10	2-3	.667	1-2	.500	0-0	.000	0	0	0	1.9	0	0	0	0	0	5	4.2	
OLE MISS	1/3/17	7	0-1	.000	0-1	.000	0-0	.000	1	0	1	1.9	1	1	0	0	0	0	3.9	
TENNESSEE	1/7/17	13	2-6	.333	0-2	.000	1-2	.500	1	0	1	1.8	1	1	0	0	0	5	3.9	
at Alabama	1/10/17	16	4-6	.667	3-3	1.000	3-5	.600	1	1	2	1.8	3	2	0	0	1	14	4.6	
GEORGIA	1/14/17	28	5-6	.833	3-4	.750	4-5	.800	0	2	2	1.8	2	1	1	1	3	17	5.3	
at South Carolina	1/18/17	23	0-3	.000	0-3	.000	1-5	.200	1	5	6	2.1	4	0	0	0	0	1	5.1	
VANDERBILT	1/21/17	7	0-2	.000	0-2	.000	0-0	.000	0	0	0	1.9	1	0	0	0	0	0	4.8	
at LSU	01/25/17	17	0-3	.000	0-2	.000	0-0	.000	4	1	5	2.1	4	1	1	0	1	0	4.6	
Totals		0	276	30-69	.435	12-32	.375	19-29	.655	18	24	42	2.1	28	12	12	6	9	91	4.6

Games played: 20  
Minutes/game: 13.8  
Points/game: 4.6  
FG Pct: 43.5  
3FG Pct: 37.5  
FT Pct: 65.5

Rebounds/game: 2.1  
Assists/game: 0.6  
Turnovers/game: 0.6  
Assist/turnover ratio: 1.0  
Steals/game: 0.5  
Blocks/game: 0.3

## Stone Game Highs

### Points

2016-17/Career 17, vs. Georgia (1/14/17)

### Rebounds

2016-17/Career 8, vs. Miami (11/27/16)

### Field Goals

2016-17/Career 5, 2x, last vs. Georgia (1/14/17)

### Field Goal Attempts

2016-17/Career 8, vs. Miami (11/27/16)

### 3-Point Field Goals

2016-17/Career 3, 2x, last vs. Georgia (1/14/17)

### 3-Point FG Attempts

2016-17/Career 4, vs. Georgia (1/14/17)

### Free Throws

2016-17/Career 4, vs. Georgia (1/14/17)

### Free Throw Attempts

2016-17/Career 5, 3x, last at So. Carolina (1/18/17)

### Assists

2016-17/Career 3, vs. Mercer (11/13/16)

### Steals

2016-17/Career 3, vs. Georgia (1/14/17)

### Blocked Shots

2016-17/Career 2, vs. Charlotte (12/17/16)

### Minutes Played

2016-17/Career 28, vs. Georgia (1/14/17)

# NOT COMPETING IN 2016-17

## #21 DONTAY BASSETT

FRESHMAN | F | 6-9 | 222 | OAKLAND, CALIF. | OLDSMAR CHRISTIAN

### Overview

- Power forward with the ability to face up and handle the ball.
- Rated a three-star prospect by ESPN, Rivals and Scout.

### 2016-17 Highlights

- Projects as a power forward with good size and strength.
- Diagnosed with a stress fracture in his right foot in October and will red-shirt while recovering.



## #3 JALEN HUDSON

JUNIOR | G | 6-6 | 190 | RICHMOND, VA. | VIRGINIA TECH

### Overview

- Played 67 games at Virginia Tech with 27 starts, averaging 7.7 points over two seasons in Blacksburg.
- Shot .432 out of the backcourt and went .500 or better from the field in 29 games at VT.
- Brings good length to the perimeter.

### 2016-17 Highlights

- Gives the Gators a talented and experienced player with outstanding scoring ability waiting in the wings while sitting out due to transfer rules.



Season	gp-gs min/avg		Total		3-Point		F-Throws		Rebounds				Scoring							
			fg-fga	pct	fg-fga	pct	ft-fga	pct	off	def	tot	avg	pf	fo	ast	to	blk	stl	pts	avg
2014-15*	32-3	535/16.7	80-167	.479	15-53	.283	47-73	.644	23	40	63	2.0	58	2	37	51	10	17	222	6.9
2015-16*	35-24	700/20.0	99-247	.401	28-81	.346	67-100	.670	59	79	138	3.9	67	2	21	49	5	21	293	8.4
All*	67-27	1235/18.4	179-414	.432	43-134	.321	114-173	.659	82	119	201	3.0	125	4	58	100	15	38	515	7.7

# 2016-17 BOX SCORES

## Official Basketball Box Score -- Game Totals -- Final Statistics FGCU vs Florida 11/11/16 7:30 p.m. at Veterans Mem. Arena - Jacksonville, Fla.

### FGCU 59 • 0-1

#	Player	Total			3-Ptr			Rebounds			PF	TP	A	TO	Blk	Stl	Min
		FG-FGA	FG-FGA	FT-FTA	Off	Def	Tot	Off	Def	Tot							
13	SCOTT Jr, RaySean	f	1-3	1-3	2-2	1	3	4	3	5	1	1	0	0	0	21	
21	MORANT, Demetris	f	1-3	0-0	1-2	3	6	9	1	3	1	1	1	0	0	32	
00	GOODWIN, Brandon	g	6-12	2-3	0-1	2	2	4	3	14	0	3	0	0	0	27	
05	JOHNSON, Zach	g	2-10	0-4	2-6	1	0	1	3	6	2	3	0	0	0	25	
11	TERRELL, Christian	g	4-11	1-4	0-0	1	1	2	1	9	1	5	0	0	0	33	
01	REID, Reggie	g	2-7	1-2	0-0	0	1	1	1	5	2	2	0	0	1	13	
03	TUCKER, Raylon	g	4-6	2-3	0-0	0	3	3	3	10	1	3	0	0	0	21	
10	MICKLE, Kevin	g	0-0	0-0	0-0	1	1	2	3	0	0	0	0	0	0	12	
23	CARLYLE, Christian	g	0-1	0-0	0-0	0	1	1	0	0	0	0	0	0	0	4	
32	SIMMONS, Antravious	g	3-6	1-1	0-0	2	2	4	4	7	0	1	1	0	0	12	
Team						3	4	7									
Totals			23-59	8-20	5-11	14	24	38	22	59	8	19	2	1	0	200	
FG % 1st Half: 15-34		44.1%	2nd half: 8-25		32.0%	Game: 23-59		39.0%	Deadball Rebounds 2								
3FG % 1st Half: 5-12		41.7%	2nd half: 3-8		37.5%	Game: 8-20		40.0%									
FT % 1st Half: 0-0		0.0%	2nd half: 5-11		45.5%	Game: 5-11		45.5%									

### Florida 80 • 1-0

#	Player		Total			3-Ptr			Rebounds			PF	TP	A	TO	Blk	Stl	Min.
			FG-FGA	FG-FGA	FT-FTA	Off	Def	Tot	Off	Def	Tot							
01	Robinson, Devin	f	4-7	2-2	4-4	2	4	6	2	14	0	1	2	3	24			
23	Leon, Justin	f	3-8	2-3	0-0	0	3	3	3	8	0	1	0	1	19			
15	Egbunu, John	c	6-11	0-0	1-2	5	3	8	2	13	0	1	1	0	24			
00	Hill, Kasey	g	4-5	0-0	3-4	0	3	3	1	11	4	1	0	2	30			
05	Allen, KeVaughn	g	2-8	0-3	2-2	1	1	2	1	6	2	1	0	2	29			
02	Hester, Eric		0-1	0-1	0-0	0	1	1	0	0	0	0	0	1	2			
11	Chiozza, Chris		2-5	0-2	2-3	1	1	2	3	6	4	0	0	3	21			
12	Gak, Gorjok		0-0	0-0	0-0	0	0	0	0	0	0	0	0	0	3			
13	Hayes, Kevarrus		2-2	0-0	5-5	1	4	5	2	9	1	1	5	0	14			
24	Barry, Canyon		5-12	0-3	3-6	3	3	6	0	13	0	0	0	1	24			
25	Stone, Keith		0-3	0-1	0-0	1	1	2	1	0	0	1	1	0	8			
32	Rimmer, Schuyler		0-0	0-0	0-0	0	0	0	1	0	0	0	0	0	2			
Team							1	2	3									
Totals			28-62	4-15	20-26	15	26	41	16	80	11	7	9	13	200			
FG % 1st Half: 14-33			42.4%	2nd half: 14-29			48.3%	Game: 28-62			45.2%	Deadball Rebounds						
3FG % 1st Half: 3-8			37.5%	2nd half: 1-7			14.3%	Game: 4-15			26.7%	1						
FT % 1st Half: 9-13			69.2%	2nd half: 11-13			84.6%	Game: 20-26			76.9%							

Officials: Pat Adams, Bruce Benedict, Nate Green  
Technical fouls: FGCU-None. Florida-None.  
Attendance: 5212

Score by periods	1st	2nd	Total
FGCU	35	24	59
Florida	40	40	80

Last FG - FGCU 2nd-06:58, UF 2nd-01:34.  
Largest lead - FGCU by 5 1st-07:57, UF by 22 2nd-01:34.  
FGCU led for 10:35, UF led for 24:47. Game was tied for 04:16.

Score tied - 6 times.  
Lead changed - 9 times.

## Official Basketball Box Score -- Game Totals -- Final Statistics Mercer vs Florida 11/13/16 8 p.m. at Veterans Mem. Arena - Jacksonville, Fla.

### Mercer 54 • 1-1

#	Player	Total			3-Ptr			Rebounds			PF	TP	A	TO	Blk	Stl	Min
		FG-FGA	FG-FGA	FT-FTA	Off	Def	Tot	Off	Def	Tot							
00	Desmond Ringer	f	1-1	0-0	0-1	0	3	3	5	2	0	2	2	0	0	17	
15	Stephon Jelks	f	2-4	1-3	0-0	0	1	1	2	5	0	2	1	0	0	19	
05	Jordan Strawberry	g	1-3	0-0	2-3	2	1	3	1	4	2	4	0	0	0	21	
10	Ria'n Holland	g	8-16	5-10	0-0	0	4	4	4	21	1	3	0	1	32	16	
23	Demetre Rivers	g	1-4	0-2	0-0	0	1	1	5	2	2	2	0	0	0	16	
01	Cory Kilby	g	1-3	0-2	0-0	1	2	3	2	2	0	1	0	1	1	18	
13	Ryan Johnson	g	3-6	1-2	0-0	1	6	7	1	7	1	0	0	0	0	18	
20	Darius Roy	g	0-0	0-0	2-4	2	3	5	1	2	1	0	0	2	12	12	
24	Ross Cummings	g	1-3	0-0	0-0	2	1	3	2	2	2	1	0	0	0	12	
25	Rashad Lewis	g	0-2	0-0	1-2	0	0	0	2	1	0	2	0	1	12	13	
44	JJ N'Ganga	g	0-3	0-0	1-2	0	0	0	4	1	0	0	0	0	1	10	
55	Andrew Fishler	g	1-3	0-0	3-5	1	0	1	2	5	0	0	1	0	0	10	
Team							1	0	1								
Totals			19-51	7-19	9-17	10	22	32	31	54	9	17	4	6	200	200	
FG % 1st Half: 6-18		33.3%	2nd half: 13-33		39.4%	Game: 19-51		37.3%	Deadball Rebounds 3								
3FG % 1st Half: 0-6		0.0%	2nd half: 7-13		53.8%	Game: 7-19		36.8%									
FT % 1st Half: 2-4		50.0%	2nd half: 7-13		53.8%	Game: 9-17		52.9%									

### Florida 76 • 2-0

#	Player	Total			3-Ptr			Rebounds			PF	TP	A	TO	Blk	Stl	Min
		FG-FGA	FG-FGA	FT-FTA	Off	Def	Tot	Off	Def	Tot							
01	Robinson, Devin	f	4-9	1-3	3-3	4	5	9	2	12	1	2	0	2	32	24	
23	Leon, Justin	f	6-10	3-5	2-2	3	2	5	1	17	1	1	0	1	24	22	
15	Egbunu, John	c	2-4	0-0	2-2	4	4	8	3	6	0	1	2	1	22	26	
00	Hill, Kasey	c	1-6	0-4	4-6	0	3	3	2	6	2	2	0	0	26	26	
05	Allen, KeVaughn	g	3-12	2-8	5-5	1	2	3	1	13	5	4	2	2	26	3	
02	Hester, Eric	g	0-1	0-1	1-2	0	0	0	0	0	0	0	0	0	3	16	
11	Chiozza, Chris	g	1-4	1-2	1-2	0	1	1	3	4	2	0	0	0	0	3	
12	Gak, Gorjok	g	0-0	0-0	1-2	1	1	2	1	1	0	0	0	0	0	3	
13	Hayes, Kevarrus	g	2-6	0-0	0-1	2	2	4	3	4	0	1	1	0	15	20	
24	Barry, Canyon	g	2-5	1-1	2-2	1	3	4	0	7	0	0	0	0	20	11	
25	Stone, Keith	g	0-3	0-1	2-2	1	2	3	1	2	3	1	0	0	2	2	
32	Rimmer, Schuyler	g	1-1	0-0	1-1	0	0	0	1	3	0	1	1	0	0	2	
Team							3	2	5								
Totals			22-61	8-25	24-30	20	27	47	18	76	14	13	6	6	200	200	
FG % 1st Half: 11-33		33.3%	2nd half: 11-28		39.3%	Game: 22-61		36.1%	Deadball Rebounds 3								
3FG % 1st Half: 4-14		28.6%	2nd half: 4-11		36.4%	Game: 8-25		32.0%									
FT % 1st Half: 10-12		83.3%	2nd half: 14-18		77.8%	Game: 24-30		80.0%									

Officials: Tony Greene, Lee Cassell, Will Howard  
Technical fouls: Mercer-None. Florida-None.  
Attendance: 3716  
Mercer #23 D. Rivers fouls out at 12:07 (2)  
Mercer #00 D. Rivers fouls out at 7:50 (2)

Score by periods	1st	2nd	Total
Mercer	14	40	54
Florida	36	40	76

Last FG - MER 2nd-02:56, UF 2nd-00:37.  
Largest lead - MER by 2 1st-18:00, UF by 25 2nd-06:46.  
MER led for 01:15, UF led for 33:41. Game was tied for 05:04.

Score tied - 3 times.  
Lead changed - 3 times.

## Official Basketball Box Score -- Game Totals -- Final Statistics St. Bonaventure vs Florida 11/17/16 7 p.m. at The Lakeland Center - Lakeland, Fla.

### St. Bonaventure 66 • 1-1

#	Player	Total		3-Ptr	Rebounds					PF	TP	A	TO	Blk	Stl	Min
		FG-FGA	FG-FGA	FT-FTA	Off	Def	Tot	Off	Def							
05	OBOKOH, Chinonso	f	0-1	0-0	0-0	0	1	1	3	0	0	1	2	0	0	10
12	GREGG, Denzel	f	3-8	0-1	1-2	0	3	3	2	7	0	3	1	1	35	36
01	TAOQEE, Idris	g	2-10	0-3	0-0	6	3	9	4	4	2	1	0	1	36	36
02	MOBLEY, Matt	g	10-21	6-12	2-4	1	5	6	0	28	2	3	1	2	40	40
10	ADAMS, Jaylen	g	7-16	3-10	3-4	1	3	4	3	20	4	6	0	2	38	38
00	ANDOH, David		1-2	0-1	0-0	0	0	0	0	2	0	0	0	0	7	7
03	COBURN, Tareq		0-0	0-0	0-0	0	0	0	0	0	0	0	0	0	0+	0
15	GRIFFIN, LaDarlen		0-0	0-0	0-0	1	2	3	3	0	0	0	0	0	8	8
32	IKPEZE, Amadi		1-4	0-0	2-2	0	3	3	4	0	1	4	2	0	19	19
33	AYENI, Josh		0-1	0-0	1-2	0	2	2	5	1	0	2	0	0	7	7
Team						4	1	5								
Totals			24-63	9-27	9-14	15	21	36	23	66	8	17	8	8	200	
FG % 1st Half: 11-29 37.9% 2nd half: 13-34 38.2% Game: 24-63 38.1% Deadball Rebounds 4																
3FG % 1st Half: 3-11 27.3% 2nd half: 6-16 37.5% Game: 9-27 33.3%																
FT % 1st Half: 7-10 70.0% 2nd half: 2-4 50.0% Game: 9-14 64.3%																

# 2016-17 BOX SCORES

## Official Basketball Box Score -- Game Totals -- Final Statistics

### Seton Hall vs Florida

11/24/16 8:30 pm ET at Lake Buena Vista, Fla. (HP Field House)

#### Seton Hall 76 • 3-1

#	Player	Total			3-Ptr			Rebounds			PF	TP	A	TO	Blk	Stl	Min
		FG-FGA	FG-FGA	FT-FTA	Off	Def	Tot	Off	Def	Tot							
14	SANOGO, Ismael	f	0-2	0-0	2-2	4	5	9	2	2	1	0	0	1	0	1	27
20	RODRIGUEZ, Desi	f	5-12	0-1	2-2	3	6	9	4	12	1	3	0	1	1	0	29
31	DELGADO, Angel	f	5-13	0-0	3-4	1	2	3	4	13	0	4	0	1	0	1	24
00	CARRINGTON, Khadeen	g	10-16	2-4	6-9	1	2	3	5	28	1	2	0	0	0	0	34
30	JONES, Madison	g	0-3	0-1	0-0	0	2	2	3	0	4	2	0	0	0	0	28
01	NZEI, Michael	g	2-2	0-0	1-4	1	2	3	4	5	0	0	0	0	1	1	18
13	POWELL, Myles	g	5-15	3-8	3-4	1	4	5	1	16	1	0	0	1	1	1	29
23	CARTER, Myles	g	0-0	0-0	0-0	1	2	3	2	0	0	0	0	0	0	0	5
33	SINGH, Veer	g	0-0	0-0	0-0	0	0	0	1	0	0	0	0	0	0	0	6
Team						3	0	3						1			
Totals			27-63	5-14	17-25	15	25	40	26	76	8	12	1	5			200
FG % 1st Half: 15-27		55.6%	2nd half: 12-36	33.3%	Game: 27-63	42.9%											
3FG % 1st Half: 2-6		33.3%	2nd half: 2-6	33.3%	Game: 5-14	35.7%											
FT % 1st Half: 8-11		72.7%	2nd half: 9-14	64.3%	Game: 17-25	68.0%											
																	Deadball Rebounds 3

#### Florida 81 • 5-0

#	Player	Total			3-Ptr			Rebounds			PF	TP	A	TO	Blk	Stl	Min
		FG-FGA	FG-FGA	FT-FTA	Off	Def	Tot	Off	Def	Tot							
01	Robinson, Devin	f	2-2	0-0	1-1	0	3	3	5	5	1	0	0	0	0	1	11
23	Leon, Justin	f	3-6	1-3	0-1	4	3	7	2	7	0	2	0	0	0	0	29
15	Egbunu, John	c	2-8	0-0	4-8	4	6	10	3	8	0	1	4	1	4	1	27
00	Hill, Kasey	g	3-6	0-1	0-0	1	1	2	5	6	2	5	1	0	0	0	23
05	Allen, KeVaughn	g	7-14	3-8	4-4	0	6	6	1	21	1	2	1	1	1	1	35
11	Chiozza, Chris	g	3-6	2-3	6-8	1	0	1	5	14	2	1	0	0	0	0	22
12	Gak, Gorjok	g	0-1	0-0	0-0	0	0	0	0	0	0	0	0	0	0	0	4
13	Hayes, Kevarius	g	0-0	0-0	0-0	0	0	0	3	0	0	0	1	1	1	1	10
24	Barry, Canyon	g	6-13	2-7	6-7	1	5	6	0	20	2	1	0	1	1	1	33
25	Stone, Keith	g	0-2	0-2	0-0	0	0	0	1	0	0	0	0	0	0	0	6
Team						1	2	3									
Totals			26-58	8-24	21-29	12	26	38	25	81	8	12	7	4			200
FG % 1st Half: 14-36		38.9%	2nd half: 12-22	54.5%	Game: 26-58	44.8%											
3FG % 1st Half: 6-18		33.3%	2nd half: 2-6	33.3%	Game: 8-24	33.3%											
FT % 1st Half: 5-7		71.4%	2nd half: 16-22	72.7%	Game: 21-29	72.4%											
																	Deadball Rebounds 3

Officials: James Breeding, Zelton Steed, Tim Nestor

Technical fouls: Seton Hall-None. Florida-None.

Attendance: 1949

Advocate Invitational Game Four

Score by periods	1st	2nd	Total
Seton Hall	40	36	76
Florida	39	42	81

Last FG - SHU 2nd-00:33, UF 2nd-01:00.

Largest lead - SHU by 6 2nd-17:20, UF by 8 2nd-05:20.

SHU led for 09:34, UF led for 25:41. Game was tied for 04:40.

Score tied - 8 times.

Lead changed - 12 times.

## Official Basketball Box Score -- Game Totals -- Final Statistics

### Gonzaga vs Florida

11/25/16 9:30 pm ET at Lake Buena Vista, Fla. (HP Field House)

#### Gonzaga 77 • 5-0

#	Player	Total			3-Ptr			Rebounds			PF	TP	A	TO	Blk	Stl	Min
		FG-FGA	FG-FGA	FT-FTA	Off	Def	Tot	Off	Def	Tot							
03	WILLIAMS, Johnathan	f	8-9	0-0	0-0	3	1	4	1	16	3	3	1	1	1	1	33
24	KARNOWSKI, Przemek	c	3-7	0-0	0-1	2	3	5	5	6	2	0	1	1	1	1	19
04	MATHEWS, Jordan	c	1-6	1-3	1-2	2	2	4	1	4	0	1	0	0	0	0	22
05	WILLIAMS-GOSS, Nigel	g	5-12	1-3	3-4	0	5	5	5	14	3	4	0	1	3		
13	PERKINS, Josh	g	6-9	2-4	4-5	0	3	3	1	18	3	4	0	2	2	36	
00	MELSON, Silas	g	4-9	2-5	2-2	0	4	4	3	12	0	1	0	0	0	28	
32	COLLINS, Zach	g	2-5	0-0	0-0	1	2	3	3	4	0	2	1	1	1	15	
23	TILLIE, Killian	g	1-1	1-1	0-0	2	4	6	5	3	1	1	0	0	0	14	
Team						2	2	4									
Totals			30-58	7-16	10-14	12	26	38	24	77	12	16	3	6		200	
FG % 1st Half: 13-30		43.3%	2nd half: 17-28	60.7%	Game: 30-58	51.7%											
3FG % 1st Half: 2-7		28.6%	2nd half: 5-9	55.6%	Game: 7-16	43.8%											
FT % 1st Half: 4-5		80.0%	2nd half: 6-9	66.7%	Game: 10-14	71.4%											
																	Deadball Rebounds 2

#### Florida 72 • 5-1

#	Player		Total		3-Ptr		Rebounds			PF	TP	A	TO	Blk	Stl	Min
			FG-FGA	FG-FGA	FT-FTA	Off	Def	Tot								
01	Robinson, Devin	f	6-13	0-3	6-6	1	4	5	0	18	0	0	1	1	1	34
23	Leon, Justin	f	2-4	1-3	0-0	3	1	4	2	5	0	0	0	0	0	20
15	Egbunu, John	c	4-8	0-0	4-5	3	4	7	1	12	0	0	4	0	4	28
00	Hill, Kasey	g	1-4	0-0	6-6	1	3	4	3	8	7	2	1	2	2	32
05	Allen, KeVaughn	g	7-17	1-7	0-0	1	0	1	4	15	0	2	0	0	0	27
11	Chiozza, Chris		0-5	0-2	0-0	1	2	3	0	0	1	0	0	0	1	17
13	Hayes, Kevarius		1-3	0-0	0-1	1	1	2	3	2	0	1	0	1	0	12
24	Barry, Canyon		3-9	0-3	6-6	3	2	5	1	12	1	2	0	2	2	26
25	Stone, Keith		0-2	0-1	0-0	0	0	0	0	0	0	1	0	0	0	4
Team						2	1	3								
Totals				24-65	2-19	22-24	16	18	34	17	72	9	8	6	7	200
FG % 1st Half: 13-33			39.4%	2nd half: 11-32	34.4%	Game: 24-65	36.9%			Deadball Rebounds						
3FG % 1st Half: 1-8			12.5%	2nd half: 1-11	9.1%	Game: 2-19	10.5%			1						
FT % 1st Half: 10-11			90.9%	2nd half: 12-13	92.3%	Game: 22-24	91.7%									

Officials: Karl Hess, Raymie Styons, Olandis Poole

Technical fouls: Gonzaga-None. Florida-None.

Attendance: 2941

Advocate Invitational Game Eight

Score by periods	1st	2nd	Total
Gonzaga	32	45	77
Florida	37	35	72

Last FG - GON 2nd-01:09, UF 2nd-00:31.

Largest lead - GON by 9 2nd-05:34, UF by 11 1st-04:22.

GON led for 08:46, UF led for 27:28. Game was tied for 03:46.

Score tied - 6 times.

Lead changed - 1 time.

## Official Basketball Box Score -- Game Totals -- Final Statistics

### Florida vs North Florida

12/1/16 7:00 PM at UNF Arena | Jacksonville, Fla.

#### Florida 91 • 7-1

#	Player		Total		3-Ptr		Rebounds			PF	TP	A	TO	Blk	Stl	Min
			FG-FGA	FG-FGA	FT-FTA	Off	Def	Tot								
01	Robinson, Devin	f	3-7	0-2	4-7	1	5	6	0	10	0	2	0	0	0	21
23	Leon, Justin	f	3-6	3-5	4-4	1	0	1	1	13	0	0	0	0	0	17
15	Egbunu, John	c	3-5	0-0	1-2	1	4	5	4	7	0	1	3	0	0	22
00	Hill, Kasey	g	2-5	0-1	1-1	0	2	2	2	5	5	4	0	2	0	20
05	Allen, KeVaughn	g	2-2	0-0	1-2	0	2	2	1	5	1	0	0	0	3	24
02	Hester, Eric		1-1	1-1	0-0	0	0	0	2	3	1	0	0	0	0	11
11	Chiozza, Chris		5-8	3-5	3-3	0	4	4	3	16	9	1	0	0	3	26
12	Gak, Gorjok		2-2	0-0	0-0	0	2	2	2	4	0	0	0	0	0	4
13	Hayes, Kevarius		3-4	0-0	2-3	2	1	3	2	8	0	0	0	0	0	14
24	Barry, Canyon		5-11	1-4	1-2	1	3	4	0	12	0	2	0	0	0	21
25	Stone, Keith		2-2	1-1	3-4	1	0	1	1	8	1	2	0	0	0	17
32	Rimmer, Schuyler		0-0	0-0	0-0	0	1	1	0	0	0	0	0	0	0	3
	Team					0	1	1								
Totals			31-53	9-19	20-28	7	25	32	18	91	17	12	3	8		200
FG % 1st Half: 15-30			50.0%	2nd half: 16-23	69.6%	Game: 31-53			58.5%	Deadball Rebounds						
3FG % 1st Half: 4-13			30.8%	2nd half: 5-6	83.3%	Game: 9-19			47.4%	4						
FT % 1st Half: 11-16			68.8%	2nd half: 9-12	75.0%	Game: 20-28			71.4%							



# 2016-17 BOX SCORES

## Official Basketball Box Score -- Game Totals -- Final Statistics

### Florida vs Duke

12/6/16 9:30pm at Madison Square Garden, New York, NY

#### Florida 74 • 7-2

#	Player		Total		3-Ptr	Rebounds			PF	TP	A TO Blk Stl				Min	
			FG-FGA	FG-FGA	FT-FTA	Off	Def	Tot			A	TO	Blk	Stl		
01	Robinson, Devin	f	3-7	1-1	4-4	2	2	4	3	11	1	0	1	2	31	
23	Leon, Justin	f	3-4	1-2	0-0	1	2	3	3	7	1	0	0	0	23	
15	Egbunu, John	c	2-10	0-0	5-10	7	5	12	2	9	0	3	3	0	29	
00	Hill, Kasey	g	4-11	0-0	5-7	2	5	7	4	13	6	2	1	0	34	
05	Allen, KeVaughn	g	8-13	3-5	2-2	0	0	0	2	21	0	2	0	0	32	
11	Chiozza, Chris	g	1-1	0-0	0-0	0	1	1	1	2	1	3	0	0	9	
13	Hayes, Kevarius	g	1-1	0-0	0-0	1	1	2	1	2	0	1	2	1	11	
24	Barry, Canyon	g	3-9	0-1	0-0	0	1	1	0	6	1	1	1	2	19	
25	Stone, Keith	g	1-5	1-2	0-0	0	1	1	1	3	0	1	0	1	12	
Team						0	1	1								
Totals				26-61	6-11	16-23	13	19	32	17	74	10	13	8	6	200
FG % 1st Half: 11-25			44.0%	2nd half: 15-36	41.7%	Game: 26-61		42.6%	Deadball Rebounds							
3FG % 1st Half: 1-3			33.3%	2nd half: 5-8	62.5%	Game: 6-11		54.5%	4							
FT % 1st Half: 8-11			72.7%	2nd half: 8-12	66.7%	Game: 16-23		69.6%								

#### Duke 84 • 9-1

#	Player		Total			Rebounds			PF	TP	A	TO	Blk	Stl	Min.	
			FG-FGA	FG-FGA	FT-FTA	Off	Def	Total								
21	JEFFERSON,AMILE	f	11-14	0-0	2-2	5	10	15	2	24	2	2	4	1	39	
03	ALLEN,GRAYSON	g	2-10	1-5	1-2	0	2	2	2	6	8	2	0	1	35	
05	KENNARD,LUKE	g	11-16	5-7	2-2	1	0	1	3	29	3	3	0	2	38	
13	JONES,MATT	g	0-4	0-2	0-0	1	2	3	3	0	1	1	1	1	36	
15	JACKSON,FRANK	g	1-5	1-3	0-0	0	0	0	2	3	0	1	0	1	20	
15	TATUM,JAYSON	g	7-12	0-0	8-8	0	8	8	3	22	2	2	1	2	29	
02	JETER,CHASE	g	0-0	0-0	0-0	0	0	0	1	0	0	1	0	0	1	
20	BOLDEN,MARQUES	g	0-0	0-0	0-0	0	0	0	2	0	0	0	0	0	2	
Team						3	3	6				1				
Totals				32-61	7-17	13-14	10	25	35	18	84	16	13	6	8	200
FG % 1st Half: 18-38			47.4%	2nd half: 14-23	60.9%	Game: 32-61			52.5%	Deadball Rebounds						
3FG % 1st Half: 2-8			25.0%	2nd half: 5-9	55.6%	Game: 7-17			41.2%	1						
FT % 1st Half: 3-4			75.0%	2nd half: 10-10	100.0%	Game: 13-14			92.9%							

Officials: Roger Ayers, Mike Roberts, Mike Eades

Technical fouls: Florida-None. Duke-JONES,MATT.

Attendance: 15294

2016 JIMMY V CLASSIC

Score by periods	1st	2nd	Total
Florida	31	43	74
Duke	41	43	84

Last FG - UF 2nd-02:29, DU 2nd-00:40.

Largest lead - UF by 3 1st-10:35, DU by 14 2nd-14:30.

UF led for 05:03. DU led for 32:04. Game was tied for 02:29.

Score tied - 3 times.

Lead changed - 6 times.

## Official Basketball Box Score -- Game Totals -- Final Statistics

### Florida vs Florida State

12/11/16 4:00 pm at the Tucker Center - Tallahassee, Florida

#### Florida 78 • 7-3

#	Player		Total		3-Ptr	Rebounds			PF	TP	A TO Blk Stl				Min
			FG-FGA	FG-FGA		FT-FTA	Off	Def			Tot	A	TO	Blk	
01	Robinson, Devin	f	2-5	0-1	4-5	2	3	5	5	8	0	0	0	1	16
23	Leon, Justin	f	3-3	1-1	0-2	0	1	1	1	7	1	0	0	1	21
15	Egbunu, John	c	2-4	1-1	3-5	0	5	5	1	8	0	1	1	0	27
00	Hill, Kasey	g	10-15	1-2	0-0	0	3	3	2	21	3	5	0	2	36
05	Allen, KeVaughn	g	6-13	1-3	3-5	0	0	0	4	16	0	1	0	0	20
02	Hester, Eric	g	0-0	0-0	0-0	0	0	0	0	0	0	0	0	0	2
11	Chiozza, Chris	g	2-7	0-5	2-2	1	2	3	2	6	4	1	0	1	22
13	Hayes, Kevarius	g	1-3	0-0	2-4	3	4	7	3	4	0	1	0	0	13
24	Barry, Canyon	g	2-10	0-2	2-2	0	2	2	3	6	1	0	1	0	26
25	Stone, Keith	g	1-2	0-1	0-0	1	2	3	2	2	0	0	0	0	17
Team						2	2	4	1						
Totals			29-62	4-16	16-25	9	24	33	24	78	9	9	2	5	200
FG % 1st Half: 11-24		45.8%	2nd half: 18-38	47.4%	Game: 29-62		46.8%	Deadball Rebounds							
3FG % 1st Half: 2-8		25.0%	2nd half: 2-8	25.0%	Game: 4-16		25.0%	2.1							
FT % 1st Half: 10-16		62.5%	2nd half: 6-9	66.7%	Game: 16-25		64.0%								

#### Florida State 83 • 10-1

#	Player		Total		3-Ptr	Rebounds					PF	TP	A TO Blk Stl				Min
			FG	FGA	FG-FGA	FT	FTA	Off	Def	Tot			A	TO	Blk	Stl	
01	Isaac, Jonathan	f	1-4	1-3	6-6	1	5	6	2	9	0	2	0	0	0	19	
50	Ojo, Michael	c	1-4	0-0	6-6	4	3	7	3	8	1	0	1	0	0	16	
04	Bacon, Dwayne	g	9-18	0-4	6-7	1	2	3	1	24	2	2	0	1	1	31	
14	Mann, Terance	g	6-10	0-0	4-8	2	8	10	1	16	2	3	0	1	1	31	
22	Rathan-Mayes, Xavier	g	3-6	1-2	0-1	0	0	3	1	7	2	3	0	0	0	29	
00	Cofer, Phil	g	0-0	0-0	0-0	0	0	0	0	0	0	1	1	0	0	4	
02	Walker, CJ	g	0-3	0-1	0-0	1	0	1	0	0	0	0	0	0	0	7	
03	Forrest, Trent	g	3-5	0-0	2-2	0	1	1	1	8	1	2	0	0	0	21	
05	Savoy, PJ	g	1-3	1-3	0-0	0	0	0	1	3	0	0	0	0	0	5	
11	Angola-Rodas, Braian	g	2-4	1-2	1-1	1	4	5	1	6	2	0	0	0	1	12	
21	Koumadje, Christ	g	0-0	0-0	0-0	0	2	2	4	0	0	1	2	1	0	13	
23	Smith, Jarquez	g	1-2	0-0	0-2	1	3	4	2	2	0	0	0	0	0	12	
	Team					0	0	0									
Totals			27-59	4-15	25-33	11	31	42	17	83	10	14	4	4	4	200	
FG % 1st Half: 11-30			36.7%	2nd half: 16-29	55.2%	Game: 27-59		45.8%	Deadball Rebounds								
3FG % 1st Half: 3-12			25.0%	2nd half: 1-3	33.3%	Game: 4-15		26.7%									
FT % 1st Half: 11-13			84.6%	2nd half: 14-20	70.0%	Game: 25-33		75.8%									

Officials: Michael Stephens, Bill Covington Jr, Keith Kimble

Technical fouls: Florida-TEAM. Florida State-None.

Attendance: 10029

UF Head Coach assessed technical foul at 14:04 2H

Score by periods	1st	2nd	Total
Florida	34	44	78
Florida State	36	47	83

Last FG - UF 2nd-00:09, FS 2nd-01:51.

Largest lead - UF by 5 1st-11:17, FS by 13 2nd-11:51.

UF led for 11:15. FS led for 24:15. Game was tied for 04:30.

Score tied - 6 times.

Lead changed - 6 times.

## Official Basketball Box Score -- Game Totals -- Final Statistics

### Little Rock vs Florida

12/21/16 7 p.m. at Exactech Arena - Gainesville, Fla.

#### Little Rock 71 • 9-4

Game Notes: 11-24-11																	
#	Player		Total		3-Ptr	Rebounds					PF	TP	A TO Blk Stl				Min
			FG-FGA	FG-FGA		FT-FTA	Off	Def	Total	A			TO	Blk	Stl		
10	Hill, Maurius	f	3-6	1-1	0-0	1	0	1	2	7	1	2	0	0	0	20	
02	Shoshi, Lis	f	9-12	1-2	0-0	3	1	4	3	19	3	0	1	0	0	33	
11	Jackson, Jalen	g	2-5	0-1	3-3	1	3	4	2	7	1	2	0	1	0	27	
13	Johnson Jr., Marcus	g	1-4	0-1	2-4	0	1	1	0	4	2	0	0	1	0	20	
23	Osse, Kerry	g	0-5	0-4	0-0	0	0	0	1	0	1	0	0	1	0	16	
00	Pippins, Ryan		0-1	0-1	0-0	0	0	0	0	1	0	1	1	0	0	10	
03	Jones, Andre		6-11	2-5	0-0	1	2	3	1	14	2	3	0	0	0	21	
05	Black, Oliver		4-7	0-0	3-4	0	2	2	2	11	0	1	0	0	0	24	
20	Marcus, Ben		0-1	0-0	0-0	0	1	1	0	0	0	0	1	0	0	3	
30	Burns, Deondre		4-6	1-1	0-0	1	2	3	4	9	0	4	0	0	0	26	
Team						1	4	5									
Totals			29-58	5-16	8-11	8	16	24	16	71	11	13	2	3	0	200	
FG % 1st Half: 11-24 45.8% 2nd half: 18-34 52.9% Game: 29-58 50.0%																	
3FG % 1st Half: 3-8 37.5% 2nd half: 2-8 25.0% Game: 5-16 31.3%																	
FT % 1st Half: 2-4 50.0% 2nd half: 6-7 85.7% Game: 8-11 72.7%																	
															Deadball Rebounds	1	

# 2016-17 BOX SCORES

## Official Basketball Box Score -- Game Totals -- Final Statistics Florida vs Arkansas 12/29/16 8:05 p.m. at Fayetteville, Ark. (Bud Walton Arena)

### Florida 81 • 10-3, 1-0 SEC

#	Player		Total			3-Ptr			Rebounds			PF	TP	A	TO	Blk	Stl	Min
			FG-FGA	FG-FGA	FT-FTA	FG-FGA	FG-FGA	FT-FTA	Off	Def	Tot							
01	Robinson, Devin	f	6-11	0-5	5-7	1	6	7	3	17	0	1	3	1	1	31		
23	Leon, Justin	f	2-5	2-4	0-0	2	2	4	0	6	0	1	1	1	1	25		
13	Hayes, Kevarius	c	4-5	0-0	2-5	4	2	6	4	10	0	1	1	1	1	22		
00	Hill, Kasey		4-12	0-0	2-5	0	2	2	1	10	6	4	0	1	1	33		
05	Allen, KeVaughn	g	7-16	5-9	2-2	0	2	2	1	21	0	0	0	1	1	34		
11	Chiozza, Chris		2-5	1-3	0-0	0	0	0	2	5	4	0	0	0	0	15		
15	Egbunu, John		2-6	0-0	1-2	5	6	11	5	5	1	1	1	1	1	16		
24	Barry, Canyon		1-4	0-3	0-0	0	1	1	1	2	2	0	0	0	0	12		
25	Stone, Keith		2-3	1-2	0-0	0	0	0	0	5	0	0	0	0	0	10		
32	Rimmer, Schuyler		0-0	0-0	0-0	0	0	0	0	0	0	0	0	0	0	2		
Team						4	0	4			1							
Totals				30-67	9-26	12-21	16	21	37	17	81	13	9	6	6	200		
FG % 1st Half: 17-41			41.5%	2nd half: 13-26		50.0%	Game: 30-67		44.8%							Deadball		
3FG % 1st Half: 5-15			33.3%	2nd half: 4-11		36.4%	Game: 9-26		34.6%							Rebounds		
FT % 1st Half: 5-9			55.6%	2nd half: 7-12		58.3%	Game: 12-21		57.1%							3.3		

### Arkansas 72 • 11-2, 0-1 SEC

#	Player		Total			3-Ptr			Rebounds			PF	TP	A	TO	Blk	Stl	Min
			FG-FGA	FG-FGA	FT-FTA	FG-FGA	FG-FGA	FT-FTA	Off	Def	Tot							
13	THOMAS,DUSTIN	f	1-4	0-0	0-0	0	2	2	3	2	2	2	0	0	1	32		
33	KINGSLEY,MOSES	f	5-15	0-0	3-6	5	9	14	3	13	1	3	4	0	0	12		
03	HANNAHS,DUSTY	g	4-9	2-6	1-1	0	2	2	1	11	0	2	1	1	1	27		
04	MACON,DARYL	g	7-10	3-5	5-6	0	4	4	2	22	1	1	0	1	0	33		
21	WATKINS,MANUALE	g	2-5	0-0	0-0	3	3	6	2	4	2	0	0	0	0	23		
00	BARFORD,JAYLEN		1-8	0-2	0-0	2	1	3	2	2	2	1	0	0	0	17		
01	THOMPSON,TREY		0-0	0-0	0-0	0	1	1	1	0	2	0	0	0	0	8		
02	BAILEY,ADRIO		0-0	0-0	0-0	0	1	1	0	0	0	1	0	0	0	3		
05	COOK,ARLANDO		2-5	0-0	4-4	0	2	2	3	8	1	1	1	0	0	21		
31	BEARD,ANTON		3-5	1-2	3-3	0	0	0	2	10	1	2	0	2	2	24		
	Team					1	1	2										
Totals			25-61	6-15	16-20	11	26	37	19	72	12	13	6	4	11	200		
FG % 1st Half: 11-29			37.9%	2nd half: 14-32	43.8%	Game: 25-61			41.0%	Deadball								
3FG % 1st Half: 3-7			42.9%	2nd half: 3-8	37.5%	Game: 6-15			40.0%	5.1								
FT % 1st Half: 10-11			90.9%	2nd half: 6-9	66.7%	Game: 16-20			80.0%									

Officials: Antinio Petty, Chuck Jones, Roger Ayers  
Technical fouls: Florida-None. Arkansas-None.  
Attendance: 20355  
Estimated Actual Attendance: 16,035  
Fouled out: Florida #15, Egbunu (2:53)

Score by periods	1st	2nd	Total
Florida	44	37	81
Arkansas	35	37	72

Last FG - UF 2nd-01:10, AR 2nd-00:10.  
Largest lead - UF by 16 2nd-03:12, AR by 3 1st-14:09.  
UF led for 34:13, AR led for 02:32. Game was tied for 03:15.

Score tied - 5 times.  
Lead changed - 5 times.

## Official Basketball Box Score -- Game Totals -- Final Statistics Ole Miss vs Florida 1/3/17 7 p.m. at Exactech Arena - Gainesville, Fla.

### Ole Miss 63 • 9-5, 0-2 SEC

#	Player		Total		3-Ptr		Rebounds			PF	TP	A	TO	Blk	Stl	Min
			FG-FGA	FG-FGA	FT-FTA	Off	Def	Tot								
05	Hymon,Marcanvis	f	2-2	0-0	0-0	1	4	5	4	1	4	1	1	1	1	19
11	Saiz,Sebastian	f	7-12	1-3	0-0	2	11	13	2	15	1	1	2	1	39	
50	Furmanavicius,Justas	f	2-4	0-1	3-3	2	3	5	5	7	1	1	0	3	27	
01	Burnett,Deandre	g	6-12	2-5	4-4	0	1	1	2	18	3	5	0	1	32	
02	Neal,Cullen	g	2-7	0-4	0-0	0	2	2	0	4	2	4	0	1	23	
00	Fitzpatrick-Dorsey,D		0-0	0-0	0-0	1	0	1	3	0	0	0	0	0	3	
03	Davis, Terence		2-5	0-2	1-2	0	2	2	2	5	0	1	0	1	22	
04	Tyree,Breein		2-3	1-2	2-4	0	0	0	0	7	0	2	0	1	11	
14	Brooks,Rasheed		1-2	1-2	0-0	0	0	0	1	3	0	3	0	1	23	
32	Morris,Nate		0-0	0-0	0-0	0	0	0	0	0	0	0	0	0	1	
Team						1	4	5								
Totals				24-47	5-19	10-13	7	27	34	20	63	8	21	3	10	200
FG % 1st Half: 8-20			40.0%	2nd half: 16-27		59.3%	Game: 24-47		51.1%	Deadball						
3FG % 1st Half: 0-6			0.0%	2nd half: 5-13		38.5%	Game: 5-19		26.3%	Rebounds						
FT % 1st Half: 5-6			83.3%	2nd half: 5-7		71.4%	Game: 10-13		76.9%	3						

### Florida 70 • 11-3, 2-0 SEC

#	Player		Total		3-Ptr		Rebounds			PF	TP	A	TO	Blk	Stl	Min
			FG-FGA	FG-FGA	FT-FTA	Off	Def	Tot								
01	Robinson, Devin	f	3-8	1-3	4-4	0	0	0	4	11	0	0	0	1	30	
23	Leon, Justin	f	2-8	1-5	0-0	0	1	1	2	5	0	0	0	0	18	
13	Hayes, Kevarius	c	1-2	0-0	2-4	3	2	5	0	4	0	0	1	1	17	
00	Hill, Kasey	g	4-9	0-1	0-4	1	4	5	2	8	5	5	0	6	31	
05	Allen, KeVaughn	g	4-9	4-7	2-2	2	3	5	1	14	1	1	0	2	31	
11	Chiozza, Chris		0-3	0-2	1-3	0	2	2	2	1	3	1	0	0	21	
15	Egbunu, John		3-6	0-0	1-2	3	2	5	0	7	0	2	0	0	23	
24	Barry, Canyon		8-14	3-6	1-2	2	0	2	3	20	0	1	0	1	22	
25	Stone, Keith		0-1	0-1	0-0	1	0	1	1	0	1	0	0	0	7	
Team						0	2	2								
Totals				25-60	9-25	11-21	12	16	28	15	70	10	10	1	11	200
FG % 1st Half: 13-34			38.2%	2nd half: 12-26		46.2%	Game: 25-60		41.7%							Deadball
3FG % 1st Half: 6-16			37.5%	2nd half: 3-9		33.3%	Game: 9-25		36.0%							Rebounds
FT % 1st Half: 3-4			75.0%	2nd half: 8-17		47.1%	Game: 11-21		52.4%							6

Officials: Doug Shows, James Breeding, Brent Hampton  
Technical fouls: Ole Miss-None. Florida-None.  
Attendance: 10423  
Ole Miss #05 Hymon at 3:21 Second Half  
Ole Miss #50 Furmanavicius at 3:6

Score by periods	1st	2nd	Total
Ole Miss	21	42	63
Florida	35	35	70

Last FG - OM 2nd-00:20, UF 2nd-02:48.  
Largest lead - OM by 1 1st-11:40, UF by 20 2nd-11:03.  
OM led for 00:16, UF led for 36:23. Game was tied for 03:21.

Score tied - 1 time.  
Lead changed - 2 times.

## Official Basketball Box Score -- Game Totals -- Final Statistics Tennessee vs Florida 1/7/17 5:15 p.m. at Exactech Arena - Gainesville, Fla.

### Tennessee 70 • 8-7, 1-2 SEC

#	Player		Total			3-Ptr			Rebounds			PF	TP	A	TO	Blk	Stl	Min
			FG-FGA	FG-FGA	FT-FTA	Off	Def	Tot										
02	Williams, Grant	f	2-5	0-0	2-2	0	1	1	5	6	0	2	0	0	0	24		
11	Alexander, Kyle	f	2-2	0-0	0-0	2	2	4	3	4	0	0	1	0	0	25		
00	Bone, Jordan	g	3-7	0-0	0-0	1	0	1	1	6	2	1	0	0	0	18		
03	Hubbs III, Robert	g	4-11	0-2	0-0	1	3	4	2	8	2	3	0	1	1	37		
23	Bowden, Jordan	g	5-8	3-5	2-2	1	0	1	2	15	1	2	0	3	24			
01	Turner, Lamonte		2-6	0-2	0-0	0	3	3	2	4	4	2	0	2	21			
05	Schofield, Admiral		6-9	0-0	6-8	4	6	10	5	18	1	3	0	0	21			
12	Parker, Kwe		0-0	0-0	0-0	0	1	1	1	0	0	2	0	0	3			
15	Mostella, Detrick		3-6	3-5	0-1	0	2	2	0	9	0	4	0	0	25			
21	Evans, Lew		0-0	0-0	0-0	0	0	0	1	0	0	0	0	0	2			
25	Phillips, Shembari		0-0	0-0	0-0	0	0	0	0	0	0	0	0	0	0+			
Team						0	4	4										
Totals				27-54	6-14	10-13	9	22	31	22	70	10	19	1	6	200		
FG % 1st Half: 14-29			48.3%	2nd half: 13-25	52.0%	Game: 27-54			50.0%	Deadball								
3FG % 1st Half: 1-5			20.0%	2nd half: 5-9	55.6%	Game: 6-14			42.9%	Rebounds								
FT % 1st Half: 4-4			100.0%	2nd half: 6-9	66.7%	Game: 10-13			76.9%	1								

# 2016-17 BOX SCORES

## Official Basketball Box Score -- Game Totals -- Final Statistics Georgia vs Florida 1/14/17 12 p.m. at Exactech Arena - Gainesville, Fla.

### Georgia 76 • 11-6, 3-2 SEC

#	Player	Total			3-Ptr			Rebounds			PF	TP	A	TO	Bk	Stl	Min
		FG-FGA	FG-FGA	FT-FTA	Off	Def	Tot	Off	Def	Tot							
01	Maten,Yante	f	5-6	0-0	5-6	2	2	4	5	15	1	6	0	1	1	19	
34	Ogbeide,Derek	f	2-5	0-0	2-2	2	8	10	3	6	1	2	0	1	1	28	
02	Harris,Jordan	g	3-10	0-2	2-2	1	3	4	5	8	1	2	0	0	0	36	
03	Parker,Juwan	g	6-13	1-4	4-4	0	7	7	3	17	3	2	0	0	0	40-	
30	Frazier,J.J.	g	10-22	3-10	2-3	2	2	4	4	25	5	2	0	2	4	41	
00	Jackson,William II	g	0-0	0-0	0-0	0	0	0	1	0	2	0	0	0	0	9	
05	Diatta,Pape	g	0-0	0-0	1-2	0	0	0	3	1	1	3	0	0	0	7	
13	Willridge,E'Torrior	g	2-2	0-0	0-2	0	3	3	0	4	1	0	0	0	0	17	
24	Kessler,Houston	g	0-0	0-0	0-0	0	0	0	0	0	0	0	0	1	6		
25	Geno,Kenny Paul	g	0-0	0-0	0-0	0	1	1	0	0	0	0	0	0	0	3	
32	Edwards,Mike	g	0-0	0-0	0-0	1	2	3	3	0	0	1	0	0	0	19	
Team						3	2	5									
Totals			28-58	4-16	16-21	11	30	41	27	76	15	18	0	7	225		

FG % 1st Half: 11-24 45.8% 2nd half: 13-24 54.2% OT: 4-10 40.0% Game: 28-58 48.3% Deadball Rebounds 0  
3FG % 1st Half: 1-6 16.7% 2nd half: 2-5 40.0% OT: 1-5 20.0% Game: 4-16 25.0%  
FT % 1st Half: 10-12 83.3% 2nd half: 6-9 66.7% OT: 0-0 0.0% Game: 16-21 76.2%

### Florida 80 • 14-3, 5-0 SEC

#	Player		Total			3-Ptr			Rebounds			PF	TP	A	TO	Bk	Stl	Min
			FG-FGA	FG-FGA	FT-FTA	Off	Def	Tot	Off	Def	Tot							
01	Robinson, Devin	f	1-5	1-3	2-2	0	2	2	2	5	2	2	0	0	0	0	19	
23	Leon, Justin	f	1-5	0-2	0-0	0	1	1	3	2	0	1	0	0	0	0	13	
13	Hayes, Kevarrus	c	1-2	0-0	0-0	1	2	3	1	2	0	0	0	0	0	0	12	
00	Hill, Kasey	g	2-8	0-2	7-10	0	0	0	2	11	4	2	0	1	1	33		
05	Allen, KeVaughn	g	3-8	0-3	3-3	0	1	1	3	9	2	2	0	1	3	33		
02	Hester, Eric		0-0	0-0	0-0	0	0	0	0	0	0	0	0	0	0	0	3	
11	Chiozza, Chris		1-3	0-1	0-0	0	2	2	2	4	1	0	3	0	3	16		
15	Egbunu, John		1-4	0-0	3-7	3	8	11	2	5	0	2	2	1	3	30		
24	Barry, Canyon		7-13	5-8	8-8	1	6	7	4	27	0	2	0	0	34			
25	Stone, Keith		5-6	3-4	4-5	0	2	2	17	1	1	1	3	28				
32	Rimmer, Schuyler		0-1	0-0	0-0	1	0	1	1	0	0	0	0	0	4			
Team							2	0	2									
Totals				22-55	9-23	27-35	8	24	32	22	80	13	13	3	9	225		

FG % 1st Half: 9-24 37.5% 2nd half: 11-26 42.3% OT: 2-5 40.0% Game: 22-55 40.0% Deadball Rebounds 3  
3FG % 1st Half: 5-9 55.6% 2nd half: 3-11 27.3% OT: 1-3 33.3% Game: 9-23 39.1%  
FT % 1st Half: 9-12 75.0% 2nd half: 10-13 76.9% OT: 8-10 80.0% Game: 27-35 77.1%

Officials: Tony Henderson, Ron Groover, Vladimir Voyard-Tadal

Technical fouls: Georgia-Diatta,Pape. Florida-Egbunu, John.

Attendance: 10376

UGA #01 Maten fouled out at 3:52 2nd half

UGA #02 Harris fouled out at 5:8 seconds of OT

Score by periods		1st	2nd	OT	Total
Georgia		33	34	9	76
Florida		32	35	13	80

Points		In	Off	2nd	Fast	Bench
UGA		36	11	10	12	5
UF		24	22	6	2	51

Last FG - UGA OT-00:19, UF OT-00:31.

Largest lead - UGA by 8 2nd-16:59, UF by 4 OT-00:05.

UGA led for 35:11. UF led for 07:49. Game was tied for 02:00.

Score tied - 4 times.  
Lead changed - 9 times.

## Official Basketball Box Score -- Game Totals -- Final Statistics Florida vs South Carolina 1/18/17 6:30 p.m. ET at Columbia, S.C. (Colonial Life Arena)

### Florida 53 • 14-4, 5-1 SEC

#	Player		Total			Rebounds						PF	TP	A	TO	Blk	Stl	Min
			FG-FGA	3-Ptr	FT-FTA	Off	Def	Tot	Off	Def	Tot							
01	Robinson, Devin	f	4-11	0-2	0-2	5	5	10	1	8	0	2	1	1	1	31		
23	Leon, Justin	f	0-4	0-2	0-0	1	2	3	4	0	1	0	0	0	1	11		
15	Egbunu, John	c	2-3	0-0	3-7	1	3	4	3	7	1	0	2	0	22			
00	Hill, Kasey	g	5-8	0-0	1-3	0	1	1	5	11	2	3	0	4	26			
05	Allen, KeVaughn	g	0-3	0-2	1-2	0	2	2	4	1	0	1	0	0	18			
02	Hester, Eric	g	0-0	0-0	0-0	0	0	0	0	0	0	0	0	0	1			
11	Chiozza, Chris	g	1-4	0-2	2-2	1	3	4	2	4	4	5	0	2	25			
13	Hayes, Kevarrus	g	2-3	0-0	2-2	1	1	2	1	6	0	0	1	1	15			
24	Barry, Canyon	g	4-13	0-6	5-5	0	0	0	2	13	0	2	0	0	25			
25	Stone, Keith	g	0-3	0-3	1-5	1	5	6	4	1	0	0	0	1	23			
32	Rimmer, Schuyler	g	1-2	0-0	0-0	0	0	0	1	2	0	2	1	0	3			
Team						3	2	5										
Totals				19-54	0-17	15	24	37	27	53	8	16	5	9	200			

FG % 1st Half: 12-31 38.7% 2nd half: 7-23 30.4% Game: 19-54 35.2%  
3FG % 1st Half: 0-8 0.0% 2nd half: 0-9 0.0% Game: 0-17 0.0%  
FT % 1st Half: 4-8 50.0% 2nd half: 11-20 55.0% Game: 15-28 53.6%

### South Carolina 57 • 15-3, 5-0 SEC

#	Player		Total			3-Ptr			Rebounds			PF	TP	A	TO	Bk	Stl	Min.
			FG	FGA	FG%	FT	FTA	Off	Def	Tot								
21	KOTSAR, Maik	f	2-6	0-0	1-2	4	5	9	3	5	1	2	1	0	26			
30	SILVA, Chris	f	3-8	0-0	5-5	1	6	7	4	11	0	4	2	1	18			
02	THORNWELL, Sindarius	g	5-11	1-2	9-13	2	3	5	3	20	1	1	0	2	32			
10	NOTICE, Duane	g	0-2	0-2	0-0	0	2	2	3	0	0	1	1	2	31			
15	DOZIER, PJ	g	2-9	0-3	6-9	0	2	2	4	10	0	1	1	0	30			
04	FELDER, Rakym	g	2-11	2-5	1-2	0	5	5	4	7	3	3	0	1	22			
05	BLANTON, TeMarcus	g	0-0	0-0	0-0	0	0	0	0	0	0	0	0	0	2			
12	GUEYE, Khadim	g	0-0	0-0	0-0	0	0	0	1	0	0	0	0	0	3			
20	MCKIE, Justin	g	1-3	1-1	0-0	1	2	3	1	3	2	0	0	1	23			
24	KEITA, Sedee	g	0-1	0-0	1-3	1	3	4	5	1	1	3	1	0	13			
Team							3	1	4									
Totals			15-51	4-13	23-34	12	29	41	28	57	8	15	6	7	200			

FG % 1st Half: 7-30 23.3% 2nd half: 8-21 38.1% Game: 19-54 35.2%  
3FG % 1st Half: 3-10 30.0% 2nd half: 1-3 33.3% Game: 4-13 30.8%  
FT % 1st Half: 4-9 44.4% 2nd half: 19-25 76.0% Game: 23-34 67.6%

Officials: Joe Lindsay, Anthony Jordan, Ted Valentine

Technical fouls: Florida-None. South Carolina-None.

Attendance: 15638

Score by periods		1st	2nd	Total
Florida		28	25	53
South Carolina		21	36	57

Points		In	Off	2nd	Fast	Bench
UF		38	11	7	10	26
SC		20	13	8	4	11

Last FG - UF 2nd-00:40, SC 2nd-00:22.

Largest lead - UF by 8 1st-01:47, SC by 6 2nd-10:01.

UF led for 13:06. SC led for 16:18. Game was tied for 02:06.

Score tied - 4 times.  
Lead changed - 3 times.

## Official Basketball Box Score -- Game Totals -- Final Statistics Vanderbilt vs Florida 1/21/17 12 p.m. at Exactech Arena - Gainesville, Fla.

### Vanderbilt 68 • 9-10, 3-4 SEC

#	Player		Total		3-Ptr		Rebounds					PF	TP	A	TO	Bk	Stl	Min
			FG-FGA		FG-FGA	FT-FTA	Off	Def	Tot									
03	KORNET, Luke	f	4-6		3-5		0-0	0	4	4	4	11	0	3	1	1	33	
11	ROBERSON, Jeff	f	1-8		0-3		5-6	4	4	8	1	7	1	2	0	2	38	
05	FISHER-DAVIS, Matthe	g	6-14		3-9		4-4	0	3	3	3	19	0	1	0	1	32	
13	LACHANCE, Riley	g	4-8		3-4		0-0	0	3	3	2	11	5	2	0	0	34	
24	CRESSLER, Nolan	g	4-6		0-2		2-2	1	3	4	2	10	2	2	0	0	23	
01	WILLIS, Payton		2-3		1-1		0-0	0	0	0	1	5	0	1	0	1	13	
02	TOYE, Joe		2-3		0-1		1-1	0	3	3	2	5	2	0	0	0	18	
12	BAPTISTE, Djery		0-2		0-0		0-0	1	2	3	1	0	0	0	0	0	7	
15	BROWN, Clevon		0-0		0-0		0-0	0	0	0	0	0	1	1	1	0	2	
Team								2	0	2					1			
Totals				23-50	10-25	12-13	8	22	30	16	68	11	13	2	5	200		

FG % 1st Half: 10-27 37.0% 2nd half: 13-23 56.5% Game: 23-50 46.0% Deadball Rebounds 0  
3FG % 1st Half: 5-14 35.7% 2nd half: 5-11 45.5% Game: 10-25 40.0%  
FT % 1st Half: 2-2 100.0% 2nd half: 10-11 90.9% Game: 12-13 92.3%

### Florida 66 • 14-5, 5-2 SEC

#
---

# 2016-17 MISCELLANEOUS STATS

## Times Led UF in Scoring

<i>Includes times co-led</i>	Season	Career
KeVaughn Allen	6	15
Canyon Barry	6	6
Devin Robinson	4	12
Kasey Hill	2	10
Justin Leon	1	3
Chris Chiozza	1	1
Keith Stone	1	1
John Egbunu	0	5

## Times Led UF in Rebounding

<i>Includes times co-led</i>	Season	Career
John Egbunu	10	17
Devin Robinson	7	17
Kearrius Hayes	3	5
Justin Leon	2	4
KeVaughn Allen	1	2
Kasey Hill	1	1
Keith Stone	1	1
Chris Chiozza	0	3
Schuyler Rimmer	0	1

## Times Led UF in Assists

<i>Includes times co-led</i>	Season	Career
Kasey Hill	14	67
Chris Chiozza	8	34
KeVaughn Allen	1	2
Canyon Barry	1	1
Kearrius Hayes	0	1

## Double-Figure Scoring Games

	Season	Career
Devin Robinson	14	44
Canyon Barry	13	13
KeVaughn Allen	13	35
Kasey Hill	9	33
Keith Stone	4	4
John Egbunu	4	26
Justin Leon	4	11
Kevarrius Hayes	3	5
Chris Chiozza	2	17
Eric Hester	1	1

## 20-Point Games

	Season	Career
KeVaughn Allen	6	91
Canyon Barry	3	3
Devin Robinson	2	2
Kasey Hill	1	2
John Egbunu	0	2

## Double-Figure Rebounding Games

	Season	Career
John Egbunu	5	12
Devin Robinson	1	5

## Double-Figure Assist Games

	Season	Career
Kasey Hill	1	4
Chris Chiozza	1	1

## Double-Doubles

	Season	Career
Kasey Hill	1	1
John Egbunu	0	6
Devin Robinson	0	3

## Dunks (Season Total: 54)

	Season	Career
John Egbunu	23	98
Devin Robinson	15	50
Kasey Hill	4	18
Kearrius Hayes	4	13
Justin Leon	3	16
Gorjok Gak	2	2
KeVaughn Allen	1	14
Canyon Barry	1	1
Keith Stone	1	1
Schuyler Rimmer	0	1

## Charges Drawn (Season Total: 15)

	Season	Career
Devin Robinson	9	18
KeVaughn Allen	2	2
Justin Leon	1	7
Chris Chiozza	1	4
Canyon Barry	1	1
Keith Stone	1	1
Kevarrius Hayes	0	7
John Egbunu	0	1
Kasey Hill	0	1

## Point Distribution (%)

Freshmen	128	8.2%
Sophomores	388	24.7%
Juniors	482	30.7%
Seniors	570	36.4%
<b>TOTAL</b>	<b>1,568</b>	

## Technical Fouls

Opponents	1
Florida	2

## Technical Foul Free Throws

Opponents	0-2
Florida	0-0

## Opening Tips Controlled

Opponents	11
Florida	8

## 3-Second Violation

Opponents	2
Florida	1

## Shot Clock Expired

Opponents	16
Florida	5

## 10-Second Violation

Opponents	0
Florida	1

## Backcourt Violation

Opponents	1
Florida	0

## Florida's First Sub

<i>Includes all when multiple players enter</i>	
Canyon Barry	10
Chris Chiozza	10
Kearrius Hayes	8
John Egbunu	5
Keith Stone	5
Eric Hester	1
Schuyler Rimmer	1

## Scored UF's First Points

KeVaughn Allen	5
John Egbunu	4
Kearrius Hayes	3
Kasey Hill	3
Justin Leon	3
Devin Robinson	2

## How Scored UF's First Points

Layup	6
Jump Shot	5
3-Pointer	4
Free Throw	3
Dunk	2

## Three-Point Plays

<i>Ordered by most opportunities</i>	Season	Career
Devin Robinson	7-11	22-31
Kearrius Hayes	4-6	5-10
Canyon Barry	5-5	5-5
John Egbunu	2-5	12-27
Schuyler Rimmer	3-3	3-3
KeVaughn Allen	2-3	9-10
Chris Chiozza	2-3	5-8
Kasey Hill	1-2	10-25
Justin Leon	0-1	1-3
Keith Stone	0-1	0-1
<b>TOTALS</b>	<b>26-40</b>	<b>72-123</b>

## Four-Point Plays

	Season	Career
Canyon Barry	2-2	2-2
Chris Chiozza	0-0	1-1
<b>TOTALS</b>	<b>2-2</b>	<b>3-3</b>

## 3-Pointer Streak - Team

Florida:	2 (at SC, 1/18/17)
Opponents:	613 (FAMU,12/4/99)

## Players in Double Figures

Players	Games
1	0
2	3
3	10
4	5
5	1
6	1

## Runs of 10-0 or Better

Run	Occurences
10-0	5
11-0	4
12-0	2
14-0	1
15-0	2
16-0	1

Largest run: 16-0 vs. Belmont, 11/21/16

## Lineups and Record

<i>Listed by position 1-5; Ordered by most wins</i>	
Hill, Allen, Robinson, Leon, Egbunu	8-5
Hill, Allen, Robinson, Leon, Hayes	7-0



# 2016-17 MISCELLANEOUS STATS

*Note: Streak stats below are consecutive **team** games. A player's streak starts over if he misses a game.*

## Consecutive Games Played

Kasey Hill 100; Chris Chiozza 89; Devin Robinson 89; KeVaughn Allen 56; Justin Leon 35; Kevarrus Hayes 30; Keith Stone 20; John Egbunu 8; Gorjok Gak 1; Eric Hester 1; Schuyler Rimmer 1

## Consecutive Starts

KeVaughn Allen 46; Devin Robinson 29; Kasey Hill 23; Justin Leon 20; John Egbunu 3

## Consecutive Games Scored

KeVaughn Allen 40; Devin Robinson 36; Kasey Hill 29; Kevarrus Hayes 15; John Egbunu 8; Justin Leon 2; Chris Chiozza 1; Eric Hester 1; Schuyler Rimmer 1

## Consecutive Games with a 3-Pointer

KeVaughn Allen 2; Justin Leon 2; Devin Robinson 2; Chris Chiozza 1; Eric Hester 1

## Consecutive Games with a Rebound

Kevarrus Hayes 15; Chris Chiozza 7; Devin Robinson 6; John Egbunu 5; Justin Leon 4; Kasey Hill 3; Gorjok Gak 1; Eric Hester 1; Schuyler Rimmer 1; Schuyler Rimmer 1; Keith Stone 1

## Consecutive Games with an Assist

Chris Chiozza 46; Kasey Hill 31; John Egbunu 3; KeVaughn Allen 1; Kevarrus Hayes 1; Eric Hester 1; Devin Robinson 1; Keith Stone 1

## Consecutive Made Free Throws

	Active Streak	Season High
Canyon Barry	17	17
Justin Leon	14	14
Chris Chiozza	4	13
Devin Robinson	2	11
Kevarrus Hayes	1	8
Eric Hester	1	1
KeVaughn Allen	0	16
Kasey Hill	0	9
John Egbunu	0	5
Keith Stone	0	5
Schuyler Rimmer	0	3
Gorjok Gak	0	1

## Scoring Margin

**Largest Lead:** 44, vs. Charlotte (at Sunrise), 12/17/16

**Largest Deficit:** 14, vs. Duke (at NYC), 12/6/16

**Largest Deficit Overcome:** 8, 2x, last vs. Georgia, 1/14/17

**Largest Lead Lost:** 11, vs. Gonzaga (at Orlando), 11/25/16

**Largest Margin of Victory:** 41, vs. Charlotte (at Sunrise), 12/17/16

**Largest Margin of Defeat:** 10, vs. Duke (at NYC), 12/6/16

## Situational Records

	2016-17	Under White
Controlling the Tip	7-1	20-7
Scoring First	8-2	25-6
Leading at Half	12-3	30-5
Trailing at Half	3-2	6-15
Tied at Half	0-0	0-0
Leading with 5:00 Left	14-0	34-1
Trailing with 5:00 Left	1-5	2-19
Tied with 5:00 Left	0-0	0-0
In Overtime	1-0	1-1
When UF Outrebounds Opponent	7-1	20-8
When UF is Outrebounded	6-4	14-12
When Rebounds are the Same	2-0	2-0
When UF Commits More Turnovers	1-1	6-6
When UF Forces More Turnovers	11-3	24-12
When Turnovers are the Same	3-1	6-2
When UF Has More Free Throw Attempts	14-2	29-9
When Opponent Has More Free Throw Attempts	0-3	5-11
When Free Throw Attempts are the Same	1-0	2-0
When UF Shoots 45% or Better from the Field	9-1	19-2
When UF Shoots Less Than 45% from the Field	6-3	17-17
When Opponent Shoots 45% or Better from the Field	5-3	7-10
When Opponent Shoots Less Than 45% from the Field	10-1	29-9
When UF Shoots Same or Better Than Opponent from the Field	12-2	30-3
When Opponent Shoots Better Than UF from the Field	3-2	6-16
When UF Shoots 40% or Better from 3-Point Range	5-1	13-2
When UF Shoots Less Than 40% from 3-Point Range	10-4	22-18
When UF Shoots Better Than Opponent from 3-Point Range	8-1	20-4
When UF Shoots 75% or Better from the Line	7-2	11-5
When UF Shoots Less Than 75% from the Line	8-3	25-15
When UF Bench Outscores Opponent's	12-1	27-10
When Opponent Bench Outscores UF's	3-4	8-10
When Bench Scoring is the Same	0-0	1-0
Following a UF win	11-3	21-14
Following a UF loss	3-2	13-6
When 3 or More Players Score in Double Figures	15-2	33-16
When 4 or More Players Score in Double Figures	6-1	19-9
When 5 or More Players Score in Double Figures	2-0	9-1
In White Uniforms	9-2	26-8
In Blue Uniforms	4-1	7-7
In Orange Uniforms	1-2	2-5
In Black Uniforms	1-0	1-0
In November	6-1	10-2
In December	4-2	7-5
In January	5-2	11-5
In February	0-0	3-5
In March	0-0	4-3
In April	0-0	0-0
On Sunday	2-1	3-2
On Monday	1-0	2-0
On Tuesday	2-1	8-7
On Wednesday	2-1	4-3
On Thursday	4-0	5-0
On Friday	1-1	3-2
On Saturday	3-1	11-6

**2016-17 Florida Men's Basketball**  
**Florida Combined Team Statistics (as of Jan 26, 2017)**  
**All games**

RECORD:	OVERALL	HOME	AWAY	NEUTRAL
ALL GAMES	15-5	4-1	4-2	7-2
CONFERENCE	6-2	3-1	3-1	0-0
NON-CONFERENCE	9-3	1-0	1-1	7-2

##	Player	gp-gs	min	avg	Total	3-Point	F-Throw	Rebounds		pf	dq	a	to	blk	stl	pts	avg
					fg-fga	fg%	3fg-fga	3fg%	ft-fa	ft%	off	def	tot	avg			
05	Allen, KeVaughn	20-20	557	27.9	98-215	.456	43-109	.394	38-45	.844	7	37	44	2.2	33	0	25
24	Barry, Canyon	19-0	423	22.3	74-175	.423	23-74	.311	65-75	.867	19	43	62	3.3	22	0	14
01	Robinson, Devin	20-20	504	25.2	84-165	.509	19-54	.352	51-65	.785	35	76	111	5.6	46	3	14
00	Hill, Kasey	20-20	580	29.0	67-159	.421	4-22	.182	45-70	.643	10	44	54	2.7	42	2	95
15	Egbunu, John	18-13	418	23.2	49-103	.476	1-1	1.000	40-77	.519	48	72	120	6.7	47	1	6
23	Leon, Justin	20-20	411	20.6	45-102	.441	25-59	.424	20-25	.800	24	41	65	3.3	45	0	8
13	Hayes, Kevarrus	20-7	305	15.3	37-61	.607	0-0	.000	37-55	.673	33	39	72	3.6	37	0	2
11	Chiozza, Chris	20-0	390	19.5	31-91	.341	13-50	.260	30-39	.769	8	40	48	2.4	42	1	69
25	Stone, Keith	20-0	276	13.8	30-69	.435	12-32	.375	19-29	.655	18	24	42	2.1	28	0	12
02	Hester, Eric	11-0	67	6.1	10-15	.667	8-13	.615	2-4	.500	0	5	5	0.5	10	0	6
32	Rimmer, Schuyler	11-0	61	5.5	6-11	.545	0-1	.000	4-7	.571	4	8	12	1.1	11	0	1
12	Gak, Gorjok	8-0	34	4.3	3-5	.600	0-0	.000	1-4	.250	2	8	10	1.3	9	0	0
Team											30	32	62		1		4
Total.....		0	4026		534-1171	.456	148-415	.357	352-495	.711	238	469	707	0.0	373	7	252
Opponents.....		0	4025		481-1123	.428	115-355	.324	260-375	.693	215	476	691	0.0	429	-	197

TEAM STATISTICS	UF	OPP
SCORING	1568	1337
Points per game	78.4	66.8
Scoring margin	+11.6	-
FIELD GOALS-ATT	534-1171	481-1123
Field goal pct	.456	.428
3 POINT FG-ATT	148-415	115-355
3-point FG pct	.357	.324
3-pt FG made per game	7.4	5.8
FREE THROWS-ATT	352-495	260-375
Free throw pct	.711	.693
F-Throws made per game	17.6	13.0
REBOUNDS	707	691
Rebounds per game	35.3	34.5
Rebounding margin	+0.8	-
ASSISTS	252	197
Assists per game	12.6	9.9
TURNOVERS	233	323
Turnovers per game	11.7	16.2
Turnover margin	+4.5	-
Assist/turnover ratio	1.1	0.6
STEALS	163	108
Steals per game	8.2	5.4
BLOCKS	100	58
Blocks per game	5.0	2.9
ATTENDANCE	52820	111178
Home games-Avg/Game	5-10564	6-11678
Neutral site-Avg/Game	-	9-4568

Date	Opponent	Score	Att.
1 11/11/16	vs FGCU	w 80-59	5212
1 11/13/16	vs Mercer	w 76-54	3716
2 11/17/16	vs St. Bonaventure	w 73-66	4133
3 11/21/16	vs Belmont	w 78-61	6650
4 11/24/16	vs Seton Hall	w 81-76	1949
4 11/25/16	vs Gonzaga	L 72-77	2941
4 11/27/16	vs Miami	w 65-56	1216
	at North Florida	w 91-60	4113
5 12/6/16	vs Duke	L 74-84	15294
	at Florida State	L 78-83	10029
6 12/17/16	vs Charlotte	w 87-46	0
	LITTLE ROCK	w 94-71	10655
* 12/29/16	at Arkansas	w 81-72	20355
* 1/3/17	OLE MISS	w 70-63	10423
* 1/7/17	TENNESSEE	w 83-70	10843
* 1/10/17	at Alabama	w 80-67	12923
* 1/14/17	GEORGIA	Wot 80-76	10376
* 1/18/17	at South Carolina	L 53-57	15638
* 1/21/17	VANDERBILT	L 66-68	10523
* 01/25/17	at LSU	w 106-71	7009

\* = Conference game

1 = Jacksonville Veterans Memorial Arena; Jacksonville, Fla.

2 = The Lakeland Center; Lakeland, Fla.

3 = Amalie Arena; Tampa, Fla.

4 = HP Field House; Orlando, Fla.; AdvoCare Invitational

5 = Madison Square Garden; New York, N.Y.; Jimmy V Classic

6 = BB&T Center; Sunrise, Fla.; Orange Bowl Classic

Score by Periods	1st	2nd	OT	Totals
Florida	775	780	13	1568
Opponents	594	734	9	1337

2016-17 Florida Men's Basketball  
Florida Combined Team Statistics (as of Jan 26, 2017)  
Conference games

RECORD:	OVERALL	HOME	AWAY	NEUTRAL
ALL GAMES	6-2	3-1	3-1	0-0
CONFERENCE	6-2	3-1	3-1	0-0
NON-CONFERENCE	0-0	0-0	0-0	0-0

#	Player	gp-gs	min	avg	Total		3-Point		F-Throw		Rebounds				pf	dq	a	to	blk	stl	pts	avg
					fg-fga	fg%	3fg-fga	3fg%	ft-fa	ft%	off	def	tot	avg								
05	Allen, KeVaughn	8-8	234	29.3	38-82	.463	21-49	.429	17-21	.810	2	15	17	2.1	14	0	8	7	1	10	114	14.3
24	Barry, Canyon	7-0	159	22.7	31-65	.477	11-31	.355	23-26	.885	5	15	20	2.9	12	0	5	10	1	2	96	13.7
01	Robinson, Devin	8-8	208	26.0	33-74	.446	8-28	.286	15-20	.750	13	28	41	5.1	21	1	4	11	7	7	89	11.1
00	Hill, Kasey	8-8	244	30.5	27-67	.403	1-6	.167	16-30	.533	2	17	19	2.4	16	1	38	26	0	21	71	8.9
23	Leon, Justin	8-8	161	20.1	17-46	.370	11-28	.393	12-12	1.000	7	18	25	3.1	18	0	3	5	3	3	57	7.1
15	Egbunu, John	8-3	165	20.6	19-33	.576	0-0	.000	11-27	.407	15	28	43	5.4	22	1	4	17	5	2	49	6.1
13	Hayes, Kevarrus	8-5	127	15.9	15-23	.652	0-0	.000	17-26	.654	14	13	27	3.4	14	0	1	3	11	4	47	5.9
02	Hester, Eric	3-0	21	7.0	5-5	1.000	5-5	1.000	1-2	.500	0	3	3	1.0	3	0	4	0	0	2	16	5.3
25	Stone, Keith	8-0	121	15.1	13-30	.433	7-19	.368	9-17	.529	8	9	17	2.1	16	0	6	2	1	6	42	5.3
11	Chiozza, Chris	8-0	153	19.1	10-35	.286	5-21	.238	6-9	.667	3	15	18	2.3	12	0	31	9	0	8	31	3.9
32	Rimmer, Schuyler	5-0	29	5.8	3-7	.429	0-0	.000	1-2	.500	2	3	5	1.0	6	0	0	2	1	1	7	1.4
12	Gak, Gorjok	1-0	4	4.0	0-0	.000	0-0	.000	0-2	.000	1	1	2	2.0	0	0	0	1	0	0	0	0.0
Team											16	13	29					2				
Total.....		8	1626		211-467	.452	69-187	.369	128-194	.660	88	178	266	33.2	154	3	104	95	30	66	619	77.4
Opponents.....		8	1625		193-435	.444	42-132	.318	116-165	.703	77	205	282	35.2	175	-	87	128	23	49	544	68.0

TEAM STATISTICS	UF	OPP
SCORING	619	544
Points per game	77.4	68.0
Scoring margin	+9.4	-
FIELD GOALS-ATT	211-467	193-435
Field goal pct	.452	.444
3 POINT FG-ATT	69-187	42-132
3-point FG pct	.369	.318
3-pt FG made per game	8.6	5.3
FREE THROWS-ATT	128-194	116-165
Free throw pct	.660	.703
F-Throws made per game	16.0	14.5
REBOUNDS	266	282
Rebounds per game	33.2	35.2
Rebounding margin	-2.0	-
ASSISTS	104	87
Assists per game	13.0	10.9
TURNOVERS	95	128
Turnovers per game	11.9	16.0
Turnover margin	+4.1	-
Assist/turnover ratio	1.1	0.7
STEALS	66	49
Steals per game	8.3	6.1
BLOCKS	30	23
Blocks per game	3.8	2.9
ATTENDANCE	42165	55925
Home games-Avg/Game	4-10541	4-13981
Neutral site-Avg/Game	-	0-0

Date	Opponent		Score	Att.
* 12/29/16	at Arkansas	w	81-72	20355
* 1/3/17	OLE MISS	w	70-63	10423
* 1/7/17	TENNESSEE	w	83-70	10843
* 1/10/17	at Alabama	w	80-67	12923
* 1/14/17	GEORGIA	wot	80-76	10376
* 1/18/17	at South Carolina	L	53-57	15638
* 1/21/17	VANDERBILT	L	66-68	10523
* 01/25/17	at LSU	w	106-71	7009

\* = Conference game

1 = Jacksonville Veterans Memorial Arena; Jacksonville, Fla.

2 = The Lakeland Center; Lakeland, Fla.

3 = Amalie Arena; Tampa, Fla.

4 = HP Field House; Orlando, Fla.; AdvoCare Invitational

5 = Madison Square Garden; New York, N.Y.; Jimmy V Classic

6 = BB&T Center; Sunrise, Fla.; Orange Bowl Classic

Score by Periods	1st	2nd	OT	Totals
Florida	299	307	13	619
Opponents	234	301	9	544

2016-17 Florida Men's Basketball  
Florida Category Leaders (as of Jan 26, 2017)  
All games

Points	G	Pts	Pts/G
Allen, KeVaughn	20	277	13.9
Robinson, Devin	20	238	11.9
Barry, Canyon	19	236	12.4
Hill, Kasey	20	183	9.2
Egbunu, John	18	139	7.7
Leon, Justin	20	135	6.8
Hayes, Kavarrius	20	111	5.6
Chiozza, Chris	20	105	5.3
Stone, Keith	20	91	4.6
Hester, Eric	11	30	2.7
Rimmer, Schuyler	11	16	1.5
Gak, Gorjok	8	7	0.9

FG Percentage	FG	Att	Pct
Hester, Eric	10	15	.667
Hayes, Kavarrius	37	61	.607
Gak, Gorjok	3	5	.600
Rimmer, Schuyler	6	11	.545
Robinson, Devin	84	165	.509
Egbunu, John	49	103	.476
Allen, KeVaughn	98	215	.456
Leon, Justin	45	102	.441
Stone, Keith	30	69	.435
Barry, Canyon	74	175	.423
Hill, Kasey	67	159	.421
Chiozza, Chris	31	91	.341

3-Point Percentage	3FG	Att	Pct
Egbunu, John	1	1	1.000
Hester, Eric	8	13	.615
Leon, Justin	25	59	.424
Allen, KeVaughn	43	109	.394
Stone, Keith	12	32	.375
Robinson, Devin	19	54	.352
Barry, Canyon	23	74	.311
Chiozza, Chris	13	50	.260
Hill, Kasey	4	22	.182
Rimmer, Schuyler	0	1	.000

Free Throw Percent	FG	Att	Pct
Barry, Canyon	65	75	.867
Allen, KeVaughn	38	45	.844
Leon, Justin	20	25	.800
Robinson, Devin	51	65	.785
Chiozza, Chris	30	39	.769
Hayes, Kavarrius	37	55	.673
Stone, Keith	19	29	.655
Hill, Kasey	45	70	.643
Rimmer, Schuyler	4	7	.571
Egbunu, John	40	77	.519
Hester, Eric	2	4	.500
Gak, Gorjok	1	4	.250

Scoring Average	G	Pts	Avg/G
Allen, KeVaughn	20	277	13.9
Barry, Canyon	19	236	12.4
Robinson, Devin	20	238	11.9
Hill, Kasey	20	183	9.2
Egbunu, John	18	139	7.7
Leon, Justin	20	135	6.8
Hayes, Kavarrius	20	111	5.6
Chiozza, Chris	20	105	5.3
Stone, Keith	20	91	4.6
Hester, Eric	11	30	2.7
Rimmer, Schuyler	11	16	1.5
Gak, Gorjok	8	7	0.9

Field Goal Attempts	G	Att	Att/G
Allen, KeVaughn	20	215	10.8
Barry, Canyon	19	175	9.2
Robinson, Devin	20	165	8.3
Hill, Kasey	20	159	8.0
Egbunu, John	18	103	5.7

Field Goals Made	G	Made	Made/G
Allen, KeVaughn	20	98	4.9
Robinson, Devin	20	84	4.2
Barry, Canyon	19	74	3.9
Hill, Kasey	20	67	3.4
Egbunu, John	18	49	2.7

3-Point FG Attempts	G	Att	Att/G
Allen, KeVaughn	20	109	5.5
Barry, Canyon	19	74	3.9
Leon, Justin	20	59	3.0
Robinson, Devin	20	54	2.7
Chiozza, Chris	20	50	2.5

3-Point FG Made	G	Made	Made/G
Allen, KeVaughn	20	43	2.2
Leon, Justin	20	25	1.3
Barry, Canyon	19	23	1.2
Robinson, Devin	20	19	1.0
Chiozza, Chris	20	13	0.7

Free Throw Attempts	G	Att	Att/G
Egbunu, John	18	77	4.3
Barry, Canyon	19	75	3.9
Hill, Kasey	20	70	3.5
Robinson, Devin	20	65	3.3
Hayes, Kavarrius	20	55	2.8

Free Throws Made	G	Made	Made/G
Barry, Canyon	19	65	3.4
Robinson, Devin	20	51	2.6
Hill, Kasey	20	45	2.3
Egbunu, John	18	40	2.2
Allen, KeVaughn	20	38	1.9



2016-17 Florida Men's Basketball  
Florida Category Leaders (as of Jan 26, 2017)  
All games

<u>Rebounds</u>	<u>G</u>	<u>Reb</u>	<u>Reb/G</u>
Egbunu, John	18	120	6.7
Robinson, Devin	20	111	5.6
Hayes, Kavarrius	20	72	3.6
Leon, Justin	20	65	3.3
Barry, Canyon	19	62	3.3

<u>Rebound Average</u>	<u>G</u>	<u>Reb</u>	<u>Avg/G</u>
Egbunu, John	18	120	6.7
Robinson, Devin	20	111	5.6
Hayes, Kavarrius	20	72	3.6
Barry, Canyon	19	62	3.3
Leon, Justin	20	65	3.3

<u>Offensive Rebounds</u>	<u>G</u>	<u>No.</u>	<u>Avg/G</u>
Egbunu, John	18	48	2.7
Robinson, Devin	20	35	1.8
Hayes, Kavarrius	20	33	1.7
Leon, Justin	20	24	1.2
Barry, Canyon	19	19	1.0

<u>Defensive Rebounds</u>	<u>G</u>	<u>No.</u>	<u>Avg/G</u>
Robinson, Devin	20	76	3.8
Egbunu, John	18	72	4.0
Hill, Kasey	20	44	2.2
Barry, Canyon	19	43	2.3
Leon, Justin	20	41	2.1

<u>Fouls</u>	<u>G</u>	<u>No.</u>	<u>Per/G</u>
Egbunu, John	18	47	2.6
Robinson, Devin	20	46	2.3
Leon, Justin	20	45	2.3
Chiozza, Chris	20	42	2.1
Hill, Kasey	20	42	2.1

<u>Foulsouts</u>	<u>G</u>	<u>No.</u>
Robinson, Devin	20	3
Hill, Kasey	20	2
Chiozza, Chris	20	1
Egbunu, John	18	1

<u>Assists</u>	<u>G</u>	<u>No.</u>	<u>Ast/G</u>
Hill, Kasey	20	95	4.8
Chiozza, Chris	20	69	3.5
Allen, KeVaughn	20	25	1.3
Robinson, Devin	20	14	0.7
Barry, Canyon	19	14	0.7

<u>Steals</u>	<u>G</u>	<u>No.</u>	<u>Stl/G</u>
Hill, Kasey	20	39	2.0
Chiozza, Chris	20	28	1.4
Allen, KeVaughn	20	24	1.2
Robinson, Devin	20	20	1.0
Barry, Canyon	19	12	0.6

<u>Blocked Shots</u>	<u>G</u>	<u>No.</u>	<u>Blk/G</u>
Egbunu, John	18	29	1.6
Hayes, Kavarrius	20	27	1.4
Robinson, Devin	20	14	0.7
Barry, Canyon	19	7	0.4
Stone, Keith	20	6	0.3

<u>Minutes</u>	<u>G</u>	<u>No.</u>	<u>Min/G</u>
Hill, Kasey	20	580	29.0
Allen, KeVaughn	20	557	27.9
Robinson, Devin	20	504	25.2
Barry, Canyon	19	423	22.3
Egbunu, John	18	418	23.2

<u>Turnovers</u>	<u>G</u>	<u>No.</u>	<u>TO/G</u>
Hill, Kasey	20	60	3.0
Egbunu, John	18	32	1.8
Allen, KeVaughn	20	29	1.5
Chiozza, Chris	20	26	1.3
Robinson, Devin	20	21	1.1

2016-17 Florida Men's Basketball  
Florida Team Game-by-Game Comparison (as of Jan 26, 2017)  
All games

Opponent	1st	2nd	Score	Mar	Total FG	FG Pct	3-Pointers	3FG Pct	Free Throws	FT Pct	Rebounds	Assist	T/Over	Block	Steal	Fouls
FGCU	40/35	40/24	80-59	+21	28-62/23-59	.452/.390	4-15/8-20	.267/.400	20-26/5-11	.769/.455	41/38 +3	11/8	7/19	9/2	13/1	16/22
Mercer	36/14	40/40	76-54	+22	22-61/19-51	.361/.373	8-25/7-19	.320/.368	24-30/9-17	.800/.529	47/32 +15	14/9	13/17	6/4	6/6	18/31
St. Bonaventure	38/32	35/34	73-66	+7	23-56/24-63	.411/.381	8-17/9-27	.471/.333	19-29/9-14	.655/.643	41/36 +5	10/8	17/17	6/8	7/8	15/23
Belmont	38/26	40/35	78-61	+17	27-59/20-51	.458/.392	5-21/7-27	.238/.259	19-24/14-22	.792/.636	33/35 (2)	12/11	12/21	5/0	11/3	23/18
Seton Hall	39/40	42/36	81-76	+5	26-58/27-63	.448/.429	8-24/5-14	.333/.357	21-29/17-25	.724/.680	38/40 (2)	8/8	12/12	7/1	4/5	25/26
Gonzaga	37/32	35/45	72-77	(5)	24-65/30-58	.369/.517	2-19/7-16	.105/.438	22-24/10-14	.917/.714	34/38 (4)	9/12	8/16	6/3	7/6	17/24
Miami	34/30	31/26	65-56	+9	24-52/23-61	.462/.377	3-9/4-14	.333/.286	14-20/6-9	.700/.667	33/37 (4)	11/8	9/13	11/2	9/4	15/16
North Florida	45/25	46/35	91-60	+31	31-53/20-53	.585/.377	9-19/6-22	.474/.273	20-28/14-19	.714/.737	32/29 +3	17/2	12/20	3/3	8/4	18/21
Duke	31/41	43/43	74-84	(10)	26-61/32-61	.426/.525	6-11/7-17	.545/.412	16-23/13-14	.696/.929	32/35 (3)	10/16	13/13	8/6	6/8	17/18
Florida State	34/36	44/47	78-83	(5)	29-62/27-59	.468/.458	4-16/4-15	.250/.267	16-25/25-33	.640/.758	33/42 (9)	9/10	9/14	2/4	5/4	24/17
Charlotte	48/22	39/24	87-46	+41	29-58/14-51	.500/.275	6-21/4-16	.286/.250	23-30/14-21	.767/.667	44/23 +21	17/7	13/20	4/0	13/7	18/22
LITTLE ROCK	56/27	38/44	94-71	+23	34-57/29-58	.596/.500	16-31/5-16	.516/.313	10-13/8-11	.769/.727	33/24 +9	20/11	13/13	3/2	8/3	13/16
Arkansas	44/35	37/37	81-72	+9	30-67/25-61	.448/.410	9-26/6-15	.346/.400	12-21/16-20	.571/.800	37/37 -	13/12	9/13	6/6	6/4	17/19
OLE MISS	35/21	35/42	70-63	+7	25-60/24-47	.417/.511	9-25/5-19	.360/.263	11-21/10-13	.524/.769	28/34 (6)	10/8	10/21	1/3	11/10	15/20
TENNESSEE	32/33	51/37	83-70	+13	28-56/27-54	.500/.500	9-20/6-14	.450/.429	18-26/10-13	.692/.769	31/31 -	13/10	11/19	3/1	10/6	16/22
Alabama	38/31	42/36	80-67	+13	25-53/23-50	.472/.460	6-17/5-13	.353/.385	24-32/16-32	.750/.500	30/37 (7)	11/8	12/18	4/4	9/5	22/24
GEORGIA	32/33	35/34	80-76	+4	22-55/28-58	.400/.483	9-23/4-16	.391/.250	27-35/16-21	.771/.762	32/41 (9)	13/15	13/18	3/0	9/7	22/27
South Carolina	28/21	25/36	53-57	(4)	19-54/15-51	.352/.294	0-17/4-13	.000/.308	15-28/23-34	.536/.676	37/41 (4)	8/8	16/15	5/6	9/7	27/28
VANDERBILT	32/27	34/41	66-68	(2)	26-58/23-50	.448/.460	8-26/10-25	.308/.400	6-8/12-13	.750/.923	32/30 +2	12/11	12/13	4/2	6/5	14/16
LSU	58/33	48/38	106-71	+35	36-64/28-64	.563/.438	19-33/2-17	.576/.118	15-23/13-19	.652/.684	39/31 +8	24/15	12/11	4/1	6/5	21/19

Note: Game totals are displayed in the format TEAM/OPPONENT for each category

2016-17 Florida Men's Basketball  
Florida Team Game-by-Game (as of Jan 26, 2017)  
All games

TEAM STATISTICS

Opponent	Date	Score		Total		3-Pointers		Free throws		Rebounds										
				fg-fga	pct	3fg-fga	pct	ft-fta	pct	off	def	tot	avg	pf	a	t/o	blk	stl	pts	avg
vs FGCU	11/11/16	80-59	W	28-62	.452	4-15	.267	20-26	.769	15	26	41	41.0	16	11	7	9	13	80	80.0
vs Mercer	11/13/16	76-54	W	22-61	.361	8-25	.320	24-30	.800	20	27	47	44.0	18	14	13	6	6	76	78.0
vs St. Bonaventure	11/17/16	73-66	W	23-56	.411	8-17	.471	19-29	.655	16	25	41	43.0	15	10	17	6	7	73	76.3
vs Belmont	11/21/16	78-61	W	27-59	.458	5-21	.238	19-24	.792	9	24	33	40.5	23	12	12	5	11	78	76.8
vs Seton Hall	11/24/16	81-76	W	26-58	.448	8-24	.333	21-29	.724	12	26	38	40.0	25	8	12	7	4	81	77.6
vs Gonzaga	11/25/16	72-77	L	24-65	.369	2-19	.105	22-24	.917	16	18	34	39.0	17	9	8	6	7	72	76.7
vs Miami	11/27/16	65-56	W	24-52	.462	3-9	.333	14-20	.700	9	24	33	38.1	15	11	9	11	9	65	75.0
at North Florida	12/1/16	91-60	W	31-53	.585	9-19	.474	20-28	.714	7	25	32	37.4	18	17	12	3	8	91	77.0
vs Duke	12/6/16	74-84	L	26-61	.426	6-11	.545	16-23	.696	13	19	32	36.8	17	10	13	8	6	74	76.7
at Florida State	12/11/16	78-83	L	29-62	.468	4-16	.250	16-25	.640	9	24	33	36.4	24	9	9	2	5	78	76.8
vs Charlotte	12/17/16	87-46	W	29-58	.500	6-21	.286	23-30	.767	14	30	44	37.1	18	17	13	4	13	87	77.7
LITTLE ROCK	12/21/16	94-71	W	34-57	.596	16-31	.516	10-13	.769	10	23	33	36.8	13	20	13	3	8	94	79.1
at Arkansas	12/29/16	81-72	W	30-67	.448	9-26	.346	12-21	.571	16	21	37	36.8	17	13	9	6	6	81	79.2
OLE MISS	1/3/17	70-63	W	25-60	.417	9-25	.360	11-21	.524	12	16	28	36.1	15	10	10	1	11	70	78.6
TENNESSEE	1/7/17	83-70	W	28-56	.500	9-20	.450	18-26	.692	11	20	31	35.8	16	13	11	3	10	83	78.9
at Alabama	1/10/17	80-67	W	25-53	.472	6-17	.353	24-32	.750	6	24	30	35.4	22	11	12	4	9	80	78.9
GEORGIA	1/14/17	80-76	Wot	22-55	.400	9-23	.391	27-35	.771	8	24	32	35.2	22	13	13	3	9	80	79.0
at South Carolina	1/18/17	53-57	L	19-54	.352	0-17	.000	15-28	.536	13	24	37	35.3	27	8	16	5	9	53	77.6
VANDERBILT	1/21/17	66-68	L	26-58	.448	8-26	.308	6-8	.750	12	20	32	35.2	14	12	12	4	6	66	76.9
at LSU	01/25/17	106-71	W	36-64	.563	19-33	.576	15-23	.652	10	29	39	35.3	21	24	12	4	6	106	78.4
Florida		1568		534-1171	.456	148-415	.357	352-495	.711	238	469	707	35.3	373	252	233	100	163	1568	78.4
Opponents		1337		481-1123	.428	115-355	.324	260-375	.693	215	476	691	34.5	429	197	323	58	108	1337	66.8

Games played: 20  
Points/game: 78.4  
FG Pct: 45.6  
3FG Pct: 35.7  
FT Pct: 71.1

Rebounds/game: 35.3  
Assists/game: 12.6  
Turnovers/game: 11.7  
Assist/turnover ratio: 1.1  
Steals/game: 8.2  
Blocks/game: 5.0

2016-17 Florida Men's Basketball  
Florida Opponent Game-by-Game (as of Jan 26, 2017)  
All games

OPPONENT STATISTICS

Opponent	Date	Score		Total		3-Pointers		Free throws		Rebounds										
				fg-fga	pct	3fg-fga	pct	ft-fta	pct	off	def	tot	avg	pf	a	t/o	blk	stl	pts	avg
vs FGCU	11/11/16	80-59	W	23-59	.390	8-20	.400	5-11	.455	14	24	38	38.0	22	8	19	2	1	59	59.0
vs Mercer	11/13/16	76-54	W	19-51	.373	7-19	.368	9-17	.529	10	22	32	35.0	31	9	17	4	6	54	56.5
vs St. Bonaventure	11/17/16	73-66	W	24-63	.381	9-27	.333	9-14	.643	15	21	36	35.3	23	8	17	8	8	66	59.7
vs Belmont	11/21/16	78-61	W	20-51	.392	7-27	.259	14-22	.636	11	24	35	35.2	18	11	21	0	3	61	60.0
vs Seton Hall	11/24/16	81-76	W	27-63	.429	5-14	.357	17-25	.680	15	25	40	36.2	26	8	12	1	5	76	63.2
vs Gonzaga	11/25/16	72-77	L	30-58	.517	7-16	.438	10-14	.714	12	26	38	36.5	24	12	16	3	6	77	65.5
vs Miami	11/27/16	65-56	W	23-61	.377	4-14	.286	6-9	.667	16	21	37	36.6	16	8	13	2	4	56	64.1
at North Florida	12/1/16	91-60	W	20-53	.377	6-22	.273	14-19	.737	10	19	29	35.6	21	2	20	3	4	60	63.6
vs Duke	12/6/16	74-84	L	32-61	.525	7-17	.412	13-14	.929	10	25	35	35.6	18	16	13	6	8	84	65.9
at Florida State	12/11/16	78-83	L	27-59	.458	4-15	.267	25-33	.758	11	31	42	36.2	17	10	14	4	4	83	67.6
vs Charlotte	12/17/16	87-46	W	14-51	.275	4-16	.250	14-21	.667	6	17	23	35.0	22	7	20	0	7	46	65.6
LITTLE ROCK	12/21/16	94-71	W	29-58	.500	5-16	.313	8-11	.727	8	16	24	34.1	16	11	13	2	3	71	66.1
at Arkansas	12/29/16	81-72	W	25-61	.410	6-15	.400	16-20	.800	11	26	37	34.3	19	12	13	6	4	72	66.5
OLE MISS	1/3/17	70-63	W	24-47	.511	5-19	.263	10-13	.769	7	27	34	34.3	20	8	21	3	10	63	66.3
TENNESSEE	1/7/17	83-70	W	27-54	.500	6-14	.429	10-13	.769	9	22	31	34.1	22	10	19	1	6	70	66.5
at Alabama	1/10/17	80-67	W	23-50	.460	5-13	.385	16-32	.500	10	27	37	34.2	24	8	18	4	5	67	66.6
GEORGIA	1/14/17	80-76	Wot	28-58	.483	4-16	.250	16-21	.762	11	30	41	34.6	27	15	18	0	7	76	67.1
at South Carolina	1/18/17	53-57	L	15-51	.294	4-13	.308	23-34	.676	12	29	41	35.0	28	8	15	6	7	57	66.6
VANDERBILT	1/21/17	66-68	L	23-50	.460	10-25	.400	12-13	.923	8	22	30	34.7	16	11	13	2	5	68	66.6
at LSU	01/25/17	106-71	W	28-64	.438	2-17	.118	13-19	.684	9	22	31	34.5	19	15	11	1	5	71	66.8
Opponents		1337		481-1123	.428	115-355	.324	260-375	.693	215	476	691	34.5	429	197	323	58	108	1337	66.8
Florida		1568		534-1171	.456	148-415	.357	352-495	.711	238	469	707	35.3	373	252	233	100	163	1568	78.4

Games played: 20  
Points/game: 66.8  
FG Pct: 42.8  
3FG Pct: 32.4  
FT Pct: 69.3

Rebounds/game: 34.5  
Assists/game: 9.9  
Turnovers/game: 16.2  
Assist/turnover ratio: 0.6  
Steals/game: 5.4  
Blocks/game: 2.9



2016-17 Florida Men's Basketball  
Florida Points-Rebounds-Assists (as of Jan 26, 2017)  
All games

Opponent	Date	Score		00 HILL,KASEY	01 ROBINSON,D	02 HESTER,ERI	05 ALLEN,KEVA	11 CHIOZZA,CH	12 GAK,GORJOK	13 HAYES,KEVA
vs FGCU	11/11/16	80-59	w	11-3-4	14-6-0	0-1-0	6-2-2	6-2-4	0-0-0	9-5-1
vs Mercer	11/13/16	76-54	w	6-3-2	12-9-1	1-0-0	13-3-5	4-1-2	1-2-0	4-4-0
vs St. Bonaventure	11/17/16	73-66	w	4-2-4	14-7-1	DNP	16-3-1	6-4-2	DNP	3-3-0
vs Belmont	11/21/16	78-61	w	5-1-5	11-4-2	0-0-0	14-1-0	8-2-1	0-2-0	7-4-0
vs Seton Hall	11/24/16	81-76	w	6-2-2	5-3-1	DNP	21-6-1	14-1-2	0-0-0	0-0-0
vs Gonzaga	11/25/16	72-77	L	8-4-7	18-5-0	DNP	15-1-0	0-3-1	DNP	2-2-0
vs Miami	11/27/16	65-56	w	16-2-3	10-5-1	0-0-0	9-2-1	0-3-5	DNP	4-2-0
at North Florida	12/1/16	91-60	w	5-2-5	10-6-0	3-0-1	5-2-1	16-4-9	4-2-0	8-3-0
vs Duke	12/6/16	74-84	L	13-7-6	11-4-1	DNP	21-0-0	2-1-1	DNP	2-2-0
at Florida State	12/11/16	78-83	L	21-3-3	8-5-0	0-0-0	16-0-0	6-3-4	DNP	4-7-0
vs Charlotte	12/17/16	87-46	w	6-4-5	15-9-1	7-0-1	8-2-3	9-3-4	0-2-0	9-5-0
LITTLE ROCK	12/21/16	94-71	w	11-2-11	21-7-2	3-1-0	19-5-3	3-3-3	2-0-0	12-8-0
at Arkansas	12/29/16	81-72	w	10-2-6	17-7-0	DNP	21-2-0	5-0-4	DNP	10-6-0
OLE MISS	1/3/17	70-63	w	8-5-5	11-0-0	DNP	14-5-1	1-2-3	DNP	4-5-0
TENNESSEE	1/7/17	83-70	w	7-2-7	4-2-0	DNP	23-5-1	2-3-2	DNP	3-2-0
at Alabama	1/10/17	80-67	w	13-5-4	8-6-0	DNP	6-1-2	8-1-2	DNP	8-4-0
GEORGIA	1/14/17	80-76	w	11-0-4	5-2-2	0-0-0	9-1-2	2-2-4	DNP	2-3-0
at South Carolina	1/18/17	53-57	L	11-1-2	8-10-0	0-0-0	1-2-0	4-4-4	DNP	6-2-0
VANDERBILT	1/21/17	66-68	L	5-2-7	12-6-0	DNP	29-1-0	0-1-2	DNP	2-3-0
at LSU	01/25/17	106-71	w	6-2-3	24-8-2	16-3-4	11-0-2	9-5-10	0-2-0	12-2-1

Opponent	Date	Score		15 EGBUNU,JOH	23 LEON,JUSTI	24 BARRY,CANY	25 STONE,KEIT	32 RIMMER,SCH
vs FGCU	11/11/16	80-59	w	13-8-0	8-3-0	13-6-0	0-2-0	0-0-0
vs Mercer	11/13/16	76-54	w	6-8-0	17-5-1	7-4-0	2-3-3	3-0-0
vs St. Bonaventure	11/17/16	73-66	w	8-10-1	6-3-0	16-5-1	0-0-0	DNP
vs Belmont	11/21/16	78-61	w	12-8-1	0-5-1	17-2-0	4-1-2	0-1-0
vs Seton Hall	11/24/16	81-76	w	8-10-0	7-7-0	20-6-2	0-0-0	DNP
vs Gonzaga	11/25/16	72-77	L	12-7-0	5-4-0	12-5-1	0-0-0	DNP
vs Miami	11/27/16	65-56	w	7-4-0	4-2-0	0-2-1	15-8-0	DNP
at North Florida	12/1/16	91-60	w	7-5-0	13-1-0	12-4-0	8-1-1	0-1-0
vs Duke	12/6/16	74-84	L	9-12-0	7-3-1	6-1-1	3-1-0	DNP
at Florida State	12/11/16	78-83	L	8-5-0	7-1-1	6-2-1	2-3-0	DNP
vs Charlotte	12/17/16	87-46	w	DNP	4-6-1	16-4-2	10-4-0	3-4-0
LITTLE ROCK	12/21/16	94-71	w	DNP	0-0-0	15-1-0	5-2-0	3-1-1
at Arkansas	12/29/16	81-72	w	5-11-1	6-4-0	2-1-2	5-0-0	0-0-0
OLE MISS	1/3/17	70-63	w	7-5-0	5-1-0	20-2-0	0-1-1	DNP
TENNESSEE	1/7/17	83-70	w	2-0-0	19-6-0	15-4-2	5-1-1	3-3-0
at Alabama	1/10/17	80-67	w	6-2-0	4-0-0	13-4-1	14-2-2	DNP
GEORGIA	1/14/17	80-76	w	5-11-0	2-1-0	27-7-0	17-2-1	0-1-0
at South Carolina	1/18/17	53-57	L	7-4-1	0-3-1	13-0-0	1-6-0	2-0-0
VANDERBILT	1/21/17	66-68	L	6-6-1	6-6-2	6-2-0	0-0-0	DNP
at LSU	01/25/17	106-71	w	11-4-1	15-4-0	DNP	0-5-1	2-1-0